

 **GreatStar**



TaeguTools

☆☆ Ferramentas Premium ☆☆

WORKPRO®

WORK FOR PROS



Brand video

2025
POWER TOOLS
CATALOG

GREATSTAR GROUP



40,000
COMPANY STAFF



12.0 B
2024 REVENUE



3
LISTED COMPANIES

GreatStar was founded in 1993, is a global manufacturing group company with diversified businesses. The group owns the world's second largest hand tool company, as well as the largest tire manufacturer and the largest forklift enterprise in China.

FIVE CORE BUSINESS

GreatStar Industrial	Tools& Storage	No. 2 Hand tool company in the world	
Stock code: 002444			
Zhongce Rubber	Tire	No. 1 Tire manufacturer in China No. 8 Tire manufacturer in the world	
Hangcha Group	Forklift	No. 1 Forklift enterprise in China No. 8 Forklift enterprise in the world	
Stock code: 603298			
Guozi Robotics	Robot	Leading Mobile robot supplier in China	
Xinchai	Diesel Engine	Leading Industrial diesel engine manufacturer in China	
Stock code: 301032			

GREATSTAR INDUSTRIAL



5
R&D BASES


13,000⁺
TOTAL EMPLOYEES

\$2.5 B
2024 REVENUE

GreatStar Industrial is principally engaged in R&D, manufacturing, and sales of hand tools, power tools, laser measuring tools, vacuum cleaners and storage tools. GreatStar Industrial is not only the second largest hand tool manufacturer in the world, but also the world's largest manufacturer of laser measuring tools and steel storage products.

GLOBAL MANUFACTURING

23 MANUFACTURING BASES AROUND THE WORLD



WORKPRO®

ONE-STOP PRO SOLUTION

HAND TOOLS



POWER TOOLS



PPE



PTA



GARDEN TOOLS



AIR TOOLS



EQUIPMENT




ILLUMINATION



WORK FOR PROS

**BUT ALSO
GREAT PRICE, GREAT QUALITY,
GREAT SERVICE.**

WORKPRO, a professional tool brand that originated in the United States, and is very popular in European and American markets.



OUR USERS

INDUSTRIAL USERS, PROJECT BUILDERS,
AND DYERSECT BUILDERS, AND DIYERS

OUR SLOGAN

WORK FOR PROS

OUR VISION

BECOME GLOBAL SELECTED BRANDS
STATION & GLOBAL LEADING ONE-STOP
TOOLS SUPPLIER

OUR VALUES

CUSTOMER FOCUS, SINCERITY,
INNOVATION, TOGETHER, EXCELLENCE

OUR PROMISE

GREAT PRICE, GREAT QUALITY,
GREAT SERVICE

ONE BRAND, TWO RANGES.

**WORKPRO tools are divided into two ranges
– WORKPRO BLUE & WORKPRO RED.**

WORKPRO BLUE

Blue range is fit
for Pros.



WORKPRO RED

Red range is tailored
to DIYers



DISTRIBUTOR SUPPORT

WORKPRO launches the “MI - FAST” program to fully support the development and growth of our distributors from six areas.

M.I. – Prior to Marketing and Innovation

F.A.S.T. – Devotion to Finance, Award, Service and Training



Finance



Marketing



Award



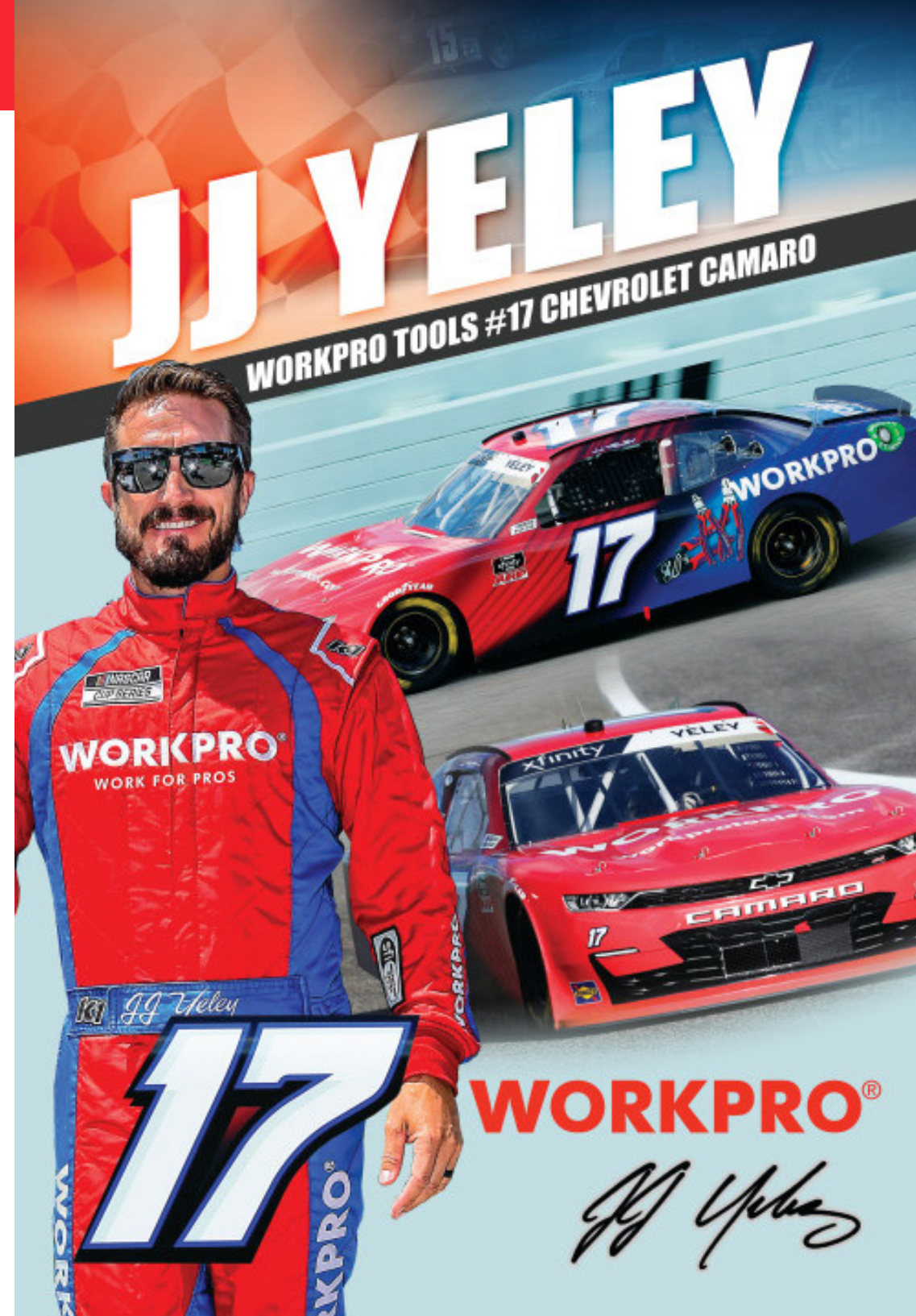
Service



Innovation



Training



WORKPRO®

IMAGE SHOP & EXHIBITION




WORKPRO®

OFFICIAL GEAR



MORE PROMOTIONAL GIFTS

MORE SURPRISES MORE GIFTS MORE BENEFITS



CAP

T-SHIRT

WORK APRON



UMBRELLA

FEATHER FLAG

HAND BAG



DISPLAY RACK

DISPLAY CAR

CONTENTS

CORDLESS TOOLS

20V, 12V, 3.6V



01-17

CORDED TOOLS

DRILLING, CUTTING,
GRINDING



18-45

BENCH TOOLS

CUTTING TOOLS



46-49

OUTDOOR TOOLS

CHAIN SAW, BLOWER,
GENERATOR



50-57

POWER EQUIPMENT

WELDING, WATER PUMPS,
CLEANING



58-65

AIR TOOLS

AIR COMPRESSOR,
PNEUMATIC NAILER, AIR
IMPACT WRENCH



66-75

LIGHTING TOOLS

FLASHLIGHT, BULB,
BATTERY



76-87

OTHER TOOLS

COMING SOON...



88-89

CORDLESS TOOLS

20V CORDLESS
12V CORDLESS
3.6/3.7V CORDLESS

WORKPRO®

20V CORDLESS



20V BRUSHLESS DRILL



OPTIONS

WP390021	WP390022	WP390023
<ul style="list-style-type: none"> 1 Battery&charger 1 x Color box 	<ul style="list-style-type: none"> 2 x 2.0Ah Battery 1 x Battery Charger 1 x BMC 	<ul style="list-style-type: none"> 2 x 4.0Ah Battery 1 x Battery Charger 1 x BMC



Item No.:	WP390021 / WP390022 / WP390023	Max.Torque:	65N.m
Voltage:	20V	Chuck Size:	1/2" (13mm)
No-load Speed:	I: 0-360/1500rpm II: 0-450/2000rpm	Torque Setting:	20+1

20V BRUSHLESS DRILL



Scan for details



OPTIONS

WP390000	WP390002	WP390008
<ul style="list-style-type: none"> 1 Battery&charger 1 x Color Box 	<ul style="list-style-type: none"> 2 x 2.0Ah Battery 1 x Battery Charger 1 x BMC 	<ul style="list-style-type: none"> 2 x 4.0Ah Battery 1 x Battery Charger 1 x BMC



Item No.:	WP390000 / WP390002 / WP390008	Max.Torque:	60N.m
Voltage:	20V	Chuck Size:	1/2"
Battery Type:	Li-Ion	Torque Setting:	19+1
Battery Capacity:	2.0/4.0Ah	Max.in Wood:	38mm
No-load Speed:	0-450/0-2000rpm	Max.in Steel:	13mm

20V BRUSHLESS IMPACT DRIVER



OPTIONS

WP390105	WP390106	WP390107	WP390108
2 x Battery&charger 1 x Color Box	2 x 2.0Ah Battery 1 x Battery Charger 1 x BMC	2 x 2.0Ah Battery 1 x Battery Charger 1 x BMC	2 x 4.0Ah Battery 1 x Battery Charger 1 x BMC

Item No.:	WP390105 / WP390106 / WP390107 / WP390108	Max.Fastening Torque:	230N.m
Voltage:	20V	Driving Shank:	6.35mm(1/4") Hex
No-load Speed:	0-950/0-1150/0-1400/0-1800rpm	Blows per Minute:	0-1900/0-2200/0-2400/0-2500bpm

20V BRUSHLESS IMPACT DRIVER



Scan for details



OPTIONS

WP390100	WP390101	WP390102	WP390103
2 x Battery&charger 1 x Color Box	2 x 2.0Ah Battery 1 x Battery Charger 1 x BMC	2 x 2.0Ah Battery 1 x Battery Charger 1 x BMC	2 x 4.0Ah Battery 1 x Battery Charger 1 x BMC

Item No.:	WP390100 / WP390101 / WP390102 / WP390103	Max Fastening Torque:	220N.m
Voltage:	20V	No-load Speed:	0-600/0-1200/0-1800/0-2400rpm
Battery Type:	Li-ion	Impact Frequency:	0-800/0-1600/0-2400/0-3200bpm
Battery Capacity:	2.0/4.0Ah	Driving Shank:	6.35mm(1/4")Hex

20V BRUSHLESS IMPACT DRILL



OPTIONS

WP390016	WP390019	WP390020
2 x Battery&charger 1 x Color Box	2 x 2.0Ah Battery 1 x Battery Charger 1 x BMC	2 x 4.0Ah Battery 1 x Battery Charger 1 x BMC

Item No.:	WP390016 / WP390019 / WP390020	Max.Torque:	65N.m
Voltage:	20V	Chuck Size:	1/2"(13mm)
No-load Speed:	I: 0-360/1500rpm, II: 0-450/2000rpm	Torque Setting:	20+1+1+1
Impact per Minute:	I: 0-5400/22500bpm, II: 0-6750/30000bpm		

20V BRUSHLESS HAMMER DRILL



Scan for details



OPTIONS

WP390005	WP390007	WP390009
2 x Battery&charger 1 x Color Box	2 x 2.0Ah Battery 1 x Battery Charger 1 x BMC	2 x 4.0Ah Battery 1 x Battery Charger 1 x BMC

Item No.:	WP390005 / WP390007 / WP390009	Impact per Minute:	0-6800/0-30000
Voltage:	20V	Chuck Size:	1/2" keyless chuck
Battery Type:	Li-ion	Max. Fastening Torque:	60N.m
Battery Capacity:	2.0/4.0Ah	Torque Setting:	21+1+1
No-load Speed:	0-450/0-2000rpm	Charging Charge Volts:	220-240V~50/60Hz

20V BRUSHLESS IMPACT DRILL



Scan for details



ACCESSORIES

- 2 x Battery&charger
- 1 x Auxiliary handle

Item No.:	WP390017	Impact per Minute:	0-6750/0-30000
Voltage:	20V	Chuck Size:	1/2" keyless chuck
No-load Speed:	0-500/0-2000rpm	Torque Setting:	20+1+1+1
Max. Fastening Torque:	120N.m		

20V BRUSHLESS IMPACT WRENCH



OPTIONS

WP390225	WP390226	WP390227	WP390228
2 x Battery&charger 1 x Color Box	2 x 2.0Ah Battery 1 x Battery Charger 1 x BMC	2 x 4.0Ah Battery 1 x Battery Charger 1 x BMC	2 x 4.0Ah Battery 1 x Battery Charger 1 x BMC

Item No.:	WP390225 / WP390226 / WP390227 / WP390228	Max Fastening Torque:	360Nm
Voltage:	20V	Nut Busting Torque:	400Nm
No-load Speed:	0-950/0-1150/0-1400/0-1800rpm	Driving Shank:	1/2"(12.7mm)Square
Impact per Minute:	0-1900/0-2200/0-2400/0-2500bpm		

20V BRUSHLESS IMPACT WRENCH



Scan for details



OPTIONS

WP390200	WP390203	WP390202
<ul style="list-style-type: none"> 1 x Battery&charger 1 x Color Box 	<ul style="list-style-type: none"> 2 x 2.0Ah Battery 1 x Battery Charger 1 x BMC 1 x Socket Wrench 22mm 	<ul style="list-style-type: none"> 2 x 4.0Ah Battery 1 x Battery Charger 1 x BMC 1 x Socket Wrench 22mm

Item No.:	WP390200 / WP390203 / WP390202	Nut Busting Torque:	400N.m
Voltage:	20V	No-load Speed:	0-1500/1900rpm
Battery Type:	Li-ion	Impact Frequency:	0-1900/2400bpm
Battery Capacity:	2.0/4.0Ah	Driving Shank:	12.7mm(1/2")Square
Max Fastening Torque:	300N.m		

20V BRUSHLESS IMPACT WRENCH



ACCESSORIES

- 1 x Battery&charger
- 1 x Belt clip

Item No.:	WP390207
Voltage:	20V
No-load Speed:	1000/1500/2150/2700rpm
Impact per Minute:	1650/2500/3300/3900ipm
Driving Shank:	12.7mm (1/2")Hex
Max. Fastening Torque:	550N.m

20V BRUSHLESS IMPACT WRENCH



ACCESSORIES

- 1 x Battery&charger
- 1 x Belt clip

Item No.:	WP390213
Voltage:	20V
No-load Speed:	800/1200/1800/2200rpm
Impact per Minute:	1200/1900/2700/2900ipm
Driving Shank:	12.7mm (1/2")Hex
Max. Fastening Torque:	850N.m

20V 100MM BRUSHLESS ANGLE GRINDER



Scan for details



OPTIONS

WP392000	WP392001
<ul style="list-style-type: none"> 1 x Battery&charger 1 x Auxiliary Handle 1 x Wrench 1 x Color Box 	<ul style="list-style-type: none"> 2 x 4.0Ah Battery 1 x Battery Charger 1 x Auxiliary Handle 1 x Wrench 1 x BMC

Item No.:	WP392000 / WP392001	No-load Speed:	4000/6000/8500rpm
Voltage:	20V	Max Wheel Diameter:	100mm
Battery Type:	Li-ion	Battery Capacity:	4.0Ah

20V 115MM BRUSHLESS ANGLE GRINDER



OPTIONS

WP392003	WP392006
<ul style="list-style-type: none"> 1 x Battery & Charger 1 x Wrench 1 x Auxiliary Handle 	<ul style="list-style-type: none"> 2 x 4.0Ah Battery 1 x Battery Charger 1 x Auxiliary Handle 1 x Wrench 1 x BMC

Item No.:	WP392003 / WP392006	No-load Speed:	4000/6000/8500rpm
Voltage:	20V	Max Wheel Diameter:	115mm
Battery Type:	Li-ion	Battery Capacity:	4.0Ah

20V 125MM BRUSHLESS ANGLE GRINDER



OPTIONS

WP392004	WP392005
<ul style="list-style-type: none"> 1 x Wrench 1 x Auxiliary Handle Battery not included Disc not included 	<ul style="list-style-type: none"> 2 x 4.0Ah Battery 1 x Battery Charger 1 x Auxiliary Handle 1 x Wrench 1 x BMC

Item No.:	WP392004 / WP392005	No-load Speed:	4000/6000/8500rpm
Voltage:	20V	Max Wheel Diameter:	125mm

20V 22MM BRUSHLESS ROTARY HAMMER



Scan for details



OPTIONS

WP390300	WP390301
<ul style="list-style-type: none"> 1 x Battery&charger 1 x Auxiliary Handle 1 x Depth Gauge 1 x Color Box 	<ul style="list-style-type: none"> 2 x 4.0Ah Battery 1 x Battery Charger 1 x Auxiliary Handle 1 x Depth Gauge 1 x BMC 1 x 4pcs drill bits (6mm, 8mm, 10mm, 12mm)

Item No.:	WP390300 / WP390301	No-load Speed:	0-1350rpm
Voltage:	20V	Impact Energy:	2J
Battery Type:	Li-ion	Battery Capacity:	4.0Ah

20V 26MM BRUSHLESS ROTARY HAMMER



ACCESSORIES

- 1 Battery & charger
- 1 x Auxiliary Handle
- 1 x Color Box

Item No.:	WP390306	No-load Speed:	0-800rpm
Voltage:	20V	Impact Energy:	4.5J
Impact Rate:	3800ipm	Chuck type:	SDS-PLUS
Max. Drill Dia:	26mm		

20V 165MM BRUSHLESS CIRCULAR SAW



Scan for details



OPTIONS

WP391200

- 1 Battery & charger
- 1 x Hex Wrench
- 1 x Fixing Plate
- 1 x Dust Outlet Tube



WP391201

- 2 x 4.0Ah Battery
- 1 x Battery Charger
- 1 x Hex Wrench
- 1 x Fixing Plate
- 1 x Dust Outlet Tube
- 1 x Saw Blade



Item No.:	WP391200 / WP391201	No-load Speed:	4500rpm
Voltage:	20V	Blade Size:	Ø165XØ20mm
Battery Type:	Li-ion	Max. Cutting Depth:	55mm@90° / 32mm@45°
Battery Capacity:	4.0Ah		

20V 140MM BRUSHLESS CIRCULAR SAW



ACCESSORIES

- 1 Battery & charger
- 1 x Auxiliary Handle

Item No.:	WP393003	No-load Speed:	6000rpm
Voltage:	20V	Max. cutting depth:	51.5mm@90° / 40.5mm@45°
Blade size:	Φ140mm		

20V 10" BRUSHLESS CHAIN SAW



Scan for details



OPTIONS

WP391600

- 1 Battery & charger
- 1 x Saw Chain
- 1 x Guide Bar



WP391601

- 2 x 4.0Ah Battery
- 1 x Charger
- 1 x Saw Chain
- 1 x Guide Bar



Item No.:	WP391600 / WP391601	Chain Speed:	10m/s
Voltage:	20V	No-load Speed:	5200rpm
Battery Type:	Li-ion	Oil Reservoir Capacity:	90ml
Battery Capacity:	4.0Ah	Bar Length:	250mm

20V 5" BRUSHLESS CHAIN SAW



ACCESSORIES

- 1 Battery & charger
- 1 x Saw chain
- 1 x Guide bar

Item No.:	WP391620	Oil Reservoir Capacity:	40ml
Chain Speed:	13m/s	Bar Length:	5"
No-load Speed:	Low 6800rpm / High 8600rpm		

20V CORDLESS BLOWER



Scan for details



OPTIONS

WP394000

- 1 Battery & charger
- 1 x Blowpipe
- 1 x Dust Bag
- 1 x Color Box

WP394001

- 1 x Battery & charger
- 1 x Blowpipe
- 1 x Dust Bag
- 1 x Cloth Bag
- 1 x Color Box

Item No.:	WP394000 / WP394001	No-load Speed:	0-18000rpm
Voltage:	20V	Air flow:	1.7m³/min
Battery Type:	Li-ion	Battery Capacity:	2.0Ah / 4.0Ah

20V CORDLESS LEAF BLOWER



*Battery&Charger
Not included

Item No.:	WP394003
No-load speed:	5000-15500/20500 rpm
Air Speed:	33m/s
Turbo air speed:	45m/s
Air volume:	1.9~6 m³/min
With Turbo:	8m³/min

20V BRUSHLESS LEAF BLOWER



*Battery&Charger
Not included

Item No.:	WP394005
No-load speed:	5000-16500/21500 rpm
Air Speed:	33m/s
Turbo air speed:	45m/s
Air volume:	1.9~6.5 m³/min
With Turbo:	8.4 m³/min

20V GRASS TRIMMER



ACCESSORIES

- 1 x Battery&charger
- 1 x Nylon Blade
- 1 x Guard

Item No.:	WP391608	Cutting Length:	260mm
No-Load Speed:	10000/min	Handle Angle Adjustment:	0°/90°/180°
Head Adjustment:	0°/20°/40°/60°		

20V CORDLESS GARDEN SHEAR



*Battery&Charger
Not included

Item No.:	WP391613	Cutting length:	450mm
Voltage:	20V	Cutting dia.:	17mm
Brushed Motor:	400W	No-load speed:	1500/min

20V*2 BRUSHLESS BRUSH CUTTER



*Battery&Charger
Not included

Item No.:	WP391618	Brushless motor 640W	
Grass trimmer		Brush cutter	
No-load speed:	5800/min	No-load speed:	6000/min
Nylon line dia. :	1.6mm	Blade spec. :	255*25.4mm 3T
Cutting Length:	340mm	Cutting Length:	255mm

20V BRUSHLESS PRUNING SHEARS




OPTIONS

WP391603	WP391604
1 x Battery&charger	2 x 2.0Ah Battery
1 x Wrench	1 x Charger
1 x Grinding stone	1 x SK5 blade
1 x oil pot	2 x Wrench
1 x SK5 blade	1 x Grinding stone
	1 x oil pot

Item No.:	WP391603 / WP391604	No-load speed:	18000rpm
Voltage:	20V	Max. cutting dia.:	35mm

20V LED LIGHT



*Battery&Charger
Not included

Item No.:	WP397000
Voltage:	20V
LED power dissipation:	20W
Lumens:	High:1500, Low: 750

20V CORDLESS SPRAY GUN



ACCESSORIES

- 1 x Battery&charger
- 1 x Viscosity measuring cup
- 1 x 2.6mm nozzle
- 1 x Color box

Item No.:	WP397005
Voltage:	20V
Container capacity:	1000ml
Spraying Pressure:	0.1-0.2Bar
Max.flow:	760ml/min
Max.viscosity:	120DIN

20V BRUSHLESS SPRAY GUN



ACCESSORIES

- 1 x Battery&charger
- 1 x Viscosity measuring cup
- 1 x 2.5mm nozzle
- 1 x Color box

Item No.:	WP397010
Voltage:	20V
Container capacity:	800ml
Spraying Pressure:	0.1-0.2Bar
Max.flow:	1500ml/min
Max.viscosity:	120DIN

20V BRUSHLESS ORBITAL SANDER



ACCESSORIES

- 1 Battery & charger
- 5 x Sand papers
- 1 x Dust collection bag
- 1 x Color box

Item No.:	WP392203
Voltage:	20V
No-load speed:	6000-12000/min
Sanding pad:	125mm

20V TILE VIBRATION MACHINE



ACCESSORIES

- 1 Battery & charger
- 1 x BMC

Item No.:	WP397018
Voltage:	20V
Suction Cup Diameter:	123mm
Vibrational frequency:	3500-8500/min
Adsorption force:	50kg

20V CORDLESS AIR COMPRESSOR

- With 3pcs LED light
- Digital display
- Automatic stop at the specified pressure
- Powered by vehicle or Lithium-ion battery



ACCESSORIES

- 1 Battery & charger
- 1 x 12V power cord
- 1 x Fuse
- 6 x Nozzles

Item No.:	WP394010
Voltage:	20V
Max. pressure:	150PSI/ 10BAR

20V BRUSHLESS POLISHER

- 6-speed settings



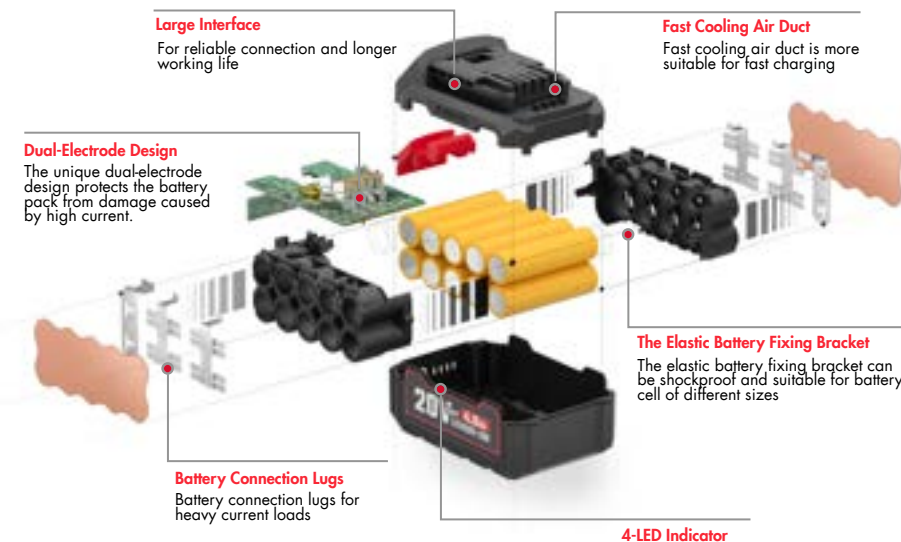
Item No.:	WP392200	No-load speed:	0-5000rpm
Voltage:	20V	Pad Size:	150mm

20V BRUSHLESS OSCILLATING MULTI TOOL

- 6-speed settings
- Quick blade change



Item No.:	WP393006	No-load speed:	5000-19000rpm
Voltage:	20V	Oscillating Angle:	3.6°



20V, 4.0AH LI-ION BATTERY

20V



Item No.:	WP395002
Voltage:	20V
Battery Type:	Li-ion
Battery Capacity:	4.0Ah
Size:	116x77x67 mm

20V, 2.0AH LI-ION BATTERY

20V



Item No.:	WP395003
Voltage:	20V
Battery Type:	Li-ion
Battery Capacity:	2.0Ah
Size:	116x77x48 mm

20V, 6.0AH LI-ION BATTERY

20V



Item No.:	WP395004
Voltage:	20V
Battery type:	Li-ion
Battery capacity:	6000mAh

220-240V 2.4A BATTERY CHARGER

20V



Item No.:	WP396000
Input Voltage:	220-240V
Output Voltage:	20VDC
Output Current:	2.4A
Rated Power:	65W
Charging time:	2.0Ah-1hour; 4.0Ah-2hours

12V 10MM BRUSHLESS DRILL



Scan for details



OPTIONS

WP460200	WP460201
<ul style="list-style-type: none"> 2 Battery&charger 1 x Color Box 	<ul style="list-style-type: none"> 2 x 2.0Ah Battery 1 x Charger 1 x BMC



Item No.:	WP460200 / WP460201
Chuck Type:	3/8" metal keyless chuck
No-load Speed:	0-450/0-1600 rpm
Torque Setting:	21+1
Max Torque:	42N.m
Battery Capacity:	2.0Ah
Others:	LED Light, 2 speed gearbox with spindle lock with belt clip

12V RATCHET WRENCH



*Battery&Charger Not included

Item No.:	WP461600
No-load speed:	0-220rpm
No-load discharge time:	≥ 20min
Static torque:	60N. M
Output shaft size:	3/8" (with forward and reverse rotation)
Total product length:	295mm

12V 10MM CORDLESS DRILL



Scan for details



OPTIONS

WP460202	WP460203
<ul style="list-style-type: none"> 2 Battery&charger 1 x Color Box 	<ul style="list-style-type: none"> 2 x 2Ah Battery 1 x Charger 1 x Color Box



Item No.:	WP460202 / WP460203
Chuck Type:	3/8" plastic keyless chuck
No-Load Speed:	0-400/0-1400rpm
Max Torque:	25N.m
Clutch:	18+1
Battery(Li-Ion)Capacity :	2.0Ah
Others:	Power display, LED Light with belt clip

12V EXTENDED RATCHET WRENCH



*Battery&Charger Not included

Item No.:	WP461601
No-load speed:	0-220rpm
No-load discharge time:	≥ 15min
Static torque:	60N. M
Output shaft size:	3/8" (with forward and reverse rotation)
Total product length:	393mm

12V DIE GRINDER



*Battery&Charger Not included

Item No.:	WP461602
No-load speed:	5000-35000rpm
Gear function:	7-speed electronic button adjustment
Diameter of chuck:	3.2mm

12V CHAIN SAW



*Battery&Charger Not included

Item No.:	WP461604
No-load sprocket speed:	3700rpm
Linear speed:	6.7m/s
Maximum sawing diameter:	φ125mm
Guide/Chain:	5" (1/4" pitch)

12V RECIPROCATING SAW



*Battery&Charger Not included

Item No.:	WP461606
Reciprocating frequency:	0-3000spm
Reciprocating stroke:	5/8"
Maximum tool capacity for wood:	65mm
Maximum working capacity of iron plate:	8mm
Maximum working capacity of plastic pipe:	50mm

12V POLISHER



*Battery&Charger Not included

Item No.:	WP461603
No-load speed:	600-3000rpm
Gear function:	5-speed electronic button adjustment
Disc size:	φ80mm
Output shaft:	M10 or 3/8"

12V IMPACT DRIVER



*Battery&Charger Not included

- 1 x Hexagonal quick change chuck
- 1 x Belt buckle
- 1 x Color box

Item No.:	WP461605
No-load speed:	0-2400rpm
Impact frequency:	0-3200lpm
Impact torque:	100N. m
Output shaft:	1/4" (6.35mm)

12V 2-IN-1 GRASS & HEDGE TRIMMER



*Battery&Charger Not included

Item No.:	WP461607
No-load speed:	1200rpm
Grass shear head	
Upper blade width:	110mm
Down blade width:	130mm
Hedge Trimmer	
Maximum pruning diameter:	φ7.95mm
Cutting length:	160mm



12V, 2.0AH LI-ION BATTERY

12V



Item No.:	WP465000
Battery(Li-ion) Capacity:	2Ah battery
Voltage:	12V
Battery Type:	Li-Ion
Battery Capacity:	2000mAh
Battery Charging Time:	1 hour
Size:	46x47x83mm

12V BATTERY CHARGER

12V



Item No.:	WP466000
Rated Input Voltage:	220-240V 50/60Hz
Rated Input Power:	45W
Rated Output Voltage:	12.6V
Rated Output Current:	2.4A
Size:	117x96x50mm

11PC 3.7V LI-ION USB RECHARGEABLE PIVOTING SCREWDRIVER KIT

- 1pc 3.7V Li-ion USB rechargeable screwdriver
- 9pc CR-V, nickel coated drill bits: PH 0-1-2, PZ 1-2, T15- 20, SL5, H4
- 1pc Extension Bar
- 1pc Plastic Case

PIVOTING



Item No.:	WP460000(PINK) / WP460002(RED)	Manual torque:	≥10N.m
Voltage:	3.7V	Chuck:	1/4"
Battery(Li-ion):	1.5Ah	Rotary handle:	0°-180°
Charging Time:	2-3 hours	Charger:	Type-C
No-load speed:	250rpm	Weight:	380g
Max torque:	4.5N.m		

34PC 3.7V LI-ION USB RECHARGEABLE PIVOTING SCREWDRIVER KIT

- 27pc CR-V, nickel coated drill bits: PH1,PH2x4, PH3, PZ0-1-2, H3, H4, H5, H6,T10,T15, T20,T25,T27,3,4,5,S2, S3,AD Changer, 50mm bits *3
- 5pc CR-V, nickel coated sockets: 4,5,6,7,8
- 1pc CR-V, nickel coated bit holder: 60mm bit holder
- 1pc 3.7V Li-ion USB rechargeable screwdriver
- 9pc CR-V, nickel coated drill bits: PH 0-1-2, PZ 1-2, T15- 20, SL5, H4
- 1pc Extension bar
- 1pc Plastic case

PIVOTING



Item No.:	WP460001(PINK) /WP460003(RED)	Manual torque:	≥10N.m
Voltage:	3.7V	Chuck:	1/4"
Battery(Li-ion):	1.5Ah	Rotary handle:	0°-180°
Charging Time:	2-3 hours	Charger:	Type-C
No-load speed:	250rpm	Weight:	380g
Max torque:	4.5N.m		

Stackable



26PC 3.6V LI-ION USB RECHARGEABLE PRECISION SCREWDRIVER KIT

- 1pc 3.7V Li-ion USB rechargeable precision screwdriver
- 5pc Phillips Bits: Ph000, Ph00, Ph0, Ph1*2
- 4pc Slotted Bits: 1.5, 2.0, 2.5, 3.0 mm
- 4pc Torx Bits: T6, T7, T8, T9
- 4pc Hex Bits: H2.5, H3.0, H3.5, H4.0
- 4pc Star Bits: 0.8mm*2, 1.2mm, 1.5mm
- 4pc Nut Bits: 3.5mm, 4.0mm, 4.5mm, 5.0mm
- 1* Plastic rack+Cut case

2 AUTO & MANUAL
MODES

Switch between auto and manual mode easily



Item No.:	WP460004	Manual torque:	1.5N.m
Voltage:	3.6V	Chuck:	4mm HEX
Battery(Li-ion):	700mAh	Handle Material:	Aluminum
Charging Time:	2-3 hours	LED Light:	2-4lm
No-load speed:	100rpm	Charger:	Micro USB
Max torque:	0.3N.m	Weight:	75g

41PC 3.6V LI-ION USB RECHARGEABLE SCREWDRIVER KIT

- 1pc 3.6V Li-ion USB rechargeable precision screwdriver
- 7pc 75mm bits: 3pc Phillips bits: #0, #1, #2 ; 4pc Slotted bits: 1/8", 3/16", 1/4", 9/32"
- 5pc Slotted Bits: 3.0, 4.0, 5.0, 6.0, 7.0mm
- 8pc Phillips Bits: PH0, PH1*2, PH2*3, PH3*2
- 7pc Pozidriv Bits: PZ1*2, PZ2*3, PZ3*2
- 6pc Torx Bits: T10, T15, T20, T25, T30, T40
- 6pc Hex Bits: 2mm, 2.5mm, 3mm, 4mm, 5mm, 6mm
- 1pc 60mm bit holder



Item No.:	WP460005	Manual torque:	≥10N.m
Voltage:	3.6V	Chuck:	1/4"
Battery(Li-ion):	1.5Ah	LED Light:	4-10lm
Charging Time:	1.5-2.5 hours	Charger:	Type-C
No-load speed:	200rpm	Weight:	365g
Max torque:	5N.m		



DUAL CYLINDER TIRE INFLATOR

- With LED light
- With 3M cord with cigarette lighter

DC12V
CAR POWER



ACCESSORIES

- 3 x Nozzle
- 1 x Fuse
- 1 x Battery Clamp
- 1 x 3m Extend Hose
- 1 x Canvas Bag

Item No.:	WP460801
Max Pressure:	120PSI/8.2Bar/820kpa/84.4Kg/cm
Max air flow:	35L/min



CORDED TOOLS

FIXING AND DRILLING TOOLS
CUTTING TOOLS
GRINDING TOOLS
PLANING TOOLS
HEAT GUN

100MM/115MM ANGLE GRINDER

800W



Scan for details



192mm

Slim Design For Better Gripping



Strong AL Gearhousing

800W High Power Motor



Scan for details

ACCESSORIES

- 1 x Aux - Handle
- 1 x Wrench
- 1 Pair x Carbon Brush
- 1 x Wheel Guard

Item No.:	WP472000
Rated Voltage:	220-240V
Frequency:	50/60Hz
Input Power:	800W
No-load Speed:	11000rpm
Dia. of Wheel:	Ø100mm*Ø16mm
Thread Size:	M10

Item No.:	WP472003
Rated Voltage:	220-240V
Frequency:	50/60Hz
Input Power:	800W
No-load Speed:	11000rpm
Disc Diameter:	Ø115mm*Ø22mm
Thread Size:	M14

100MM ANGLE GRINDER

680W



WORKPRO



Rear Trigger



ACCESSORIES

- 1 x Auxiliary Handle
- 1 Pair x Carbon Brush

Item No.:	WP472021
Voltage:	220V~50Hz
Input power:	680W

No-load speed:	11000rpm
Disc Diameter:	100mm
Thread Size:	M10

100MM ANGLE GRINDER

680W / 900W



ACCESSORIES

- 1 x Auxiliary Handle
- 1 Pair x Carbon Brush

Item No.:	WP472032/WP472033	No-load speed:	11000rpm
Rated Voltage:	220-240V	Disc diameter:	100mm
Frequency:	50/60Hz	Thread Size:	M10
Input power:	680W/900W		

100MM/115MM ANGLE GRINDER

750W



ACCESSORIES

- 1 x Auxiliary Handle
- 1 Pair x Carbon Brush

Item No.:	WP472022/WP472034
Rated Voltage:	220-240V
Frequency:	50Hz
Input power:	750W
No-load speed:	11000rpm
Disc diameter:	100mm / 115mm
Thread Size:	M10

100MM ANGLE GRINDER

750W



ACCESSORIES

- 1 x Auxiliary Handle
- 1 Pair x Carbon Brush

Item No.:	WP472012
Rated Voltage:	220-240V
Frequency:	50Hz
Input power:	750W
No-load speed:	11000rpm
Disc diameter:	100mm
Thread Size:	M10

100MM/115MM/125MM ANGLE GRINDER

750W



ACCESSORIES

- 1 x Auxiliary Handle
- 1 Pair x carbon brush

Item No.:	WP472023 / WP472031 / WP472042	No-load speed:	11000rpm
Voltage:	220V~50Hz	Disc Diameter:	125mm/100mm/115mm
Input power:	750W	Thread Size:	M14/M10/M14

150MM/180MM ANGLE GRINDER

1,700W



Scan for details



OPTIONS

WP472002

- 1 x Aux-Handle
- 1 x Wrench
- 1 Pair x Carbon Brush
- 1 x Wheel Guard

WP472013

- 1 x Aux - Handle
- 1 x Wrench
- 1 Pair x Carbon Brush
- 1 x Wheel Guard
- 1 x Side Grip
- 1 x Spanner

Item No.:	WP472002/WP472013	No-load Speed:	8500rpm
Rated Voltage:	220-240V	Disc Diameter:	150mm / 180mm
Frequency:	50/60Hz	Thread Size:	M14
Input Power:	1700W		

115MM/125MM ANGLE GRINDER

1,200W



ACCESSORIES

- 1 x Auxiliary Handle
- 1 Pair x Carbon Brush

Item No.:	WP472025/WP472024	No-load Speed:	11000rpm
Rated Voltage:	220-240V	Disc Diameter:	115mm / 125mm
Frequency:	50/60Hz	Thread Size:	M14
Input Power:	1200W		

125MM ANGLE GRINDER

1,300W



Scan for details



ACCESSORIES

- 1 x Aux-Handle
- 1 x Wrench
- 1 Pair x Carbon Brush
- 1 x Wheel Guard

Item No.:	WP472001	No-load Speed:	11000rpm
Rated Voltage:	220-240V	Disc Diameter:	Ø125mm*Ø22mm
Frequency:	50/60Hz	Thread Size:	M14
Input Power:	1300W		



125MM ANGLE GRINDER

**VARIABLE
SPEED CONTROL
750W**



ACCESSORIES

- 1 x Auxiliary handle
- 1 Pair x Carbon brush

Item No.:	WP472036	No-load Speed:	0-11000rpm
Rated Voltage:	220-240V	Disc Diameter:	125mm
Frequency:	50/60Hz	Thread Size:	M14
Input Power:	750W		

180MM/230MM ANGLE GRINDER

2,200W



Scan for details



OPTIONS

WP472014	WP472004
1 x Aux - Handle	1 x Aux-handle
1 x Wrench	1 x Wrench
1 x Disc Guard	1 x Wheel Guard
1 Pair x Carbon Brush	1 Pair x Carbon Brush

Item No.:	WP472014/WP472004	No-load Speed:	8000/6600rpm
Rated Voltage:	220-240V	Disc Diameter:	Ø180mm/Ø230mm
Frequency:	50/60Hz	Thread Size:	M14
Power Input:	2200W		

230MM ANGLE GRINDER

2,200W



ACCESSORIES

- 1 x Wheel Guard
- 1 x Wrench
- 1 Pair x Carbon Brush
- 1 x Aux-handle



Item No.:	WP472027	No-load Speed:	6600rpm
Rated Voltage:	220-240V	Disc Diameter:	Ø230mm*22mm
Frequency:	50/60Hz	Thread Size:	M14
Input Power:	2200W		

230MM ANGLE GRINDER

3,000W



Scan for details



ACCESSORIES

- 1 x Wheel Guard
- 1 x Wrench
- 1 Pair x Carbon Brush
- 1 x Aux-handle

Item No.:	WP472005	No-load Speed:	6600rpm
Rated Voltage:	220-240V	Disc Diameter:	Ø230mm*22mm
Frequency:	50/60Hz	Thread Size:	M14
Input Power:	3000W		



185MM CIRCULAR SAW

1,700W



Scan for details



ACCESSORIES

- 1 x Hex Key Wrench
- 1 x Wood-cutting Saw Blade(assembled)
- 1 x Parallel Guide
- 1 Pair x Carbon Brush

Item No.:	WP471200
Rated Voltage:	220-240V
Frequency:	50/60Hz
Input Power:	1700W
No-load Speed:	6000rpm
Blade size:	Ø185mm*Ø20 mm 24T
Max. cutting depth:	64mm@90° / 46mm@45°



235MM CIRCULAR SAW

2,800W



ACCESSORIES

- 1 x Hex Wrench
- 1 x TCT 230mm Wood blade
- 1 x Parallel Guide
- 1 Pair x Carbon Brush

Item No.:	WP471202
Rated Voltage:	220-240V
Frequency:	50/60Hz
Input Power:	2800W
No-load Speed:	4600rpm
Blade size:	230mm(9")
Max. cutting depth:	78mm@90°, 57mm@45°



110MM MARBLE CUTTER

1,400W



Scan for details



ACCESSORIES

- 1 x Spanner
- 1 x Socket Wrench
- 1 Pair x Carbon Brush

Item No.:	WP471400
Rated Voltage:	220-240V
Frequency:	50/60Hz
Input Power:	1400W
No-load Speed:	14000rpm
Blade Size:	Ø110mm*Ø20mm
Cutting Capacity:	32.5mm/ 90°, 21mm/ 45°



110MM MARBLE CUTTER

1,250W



Scan for details



SUITABLE FOR TILE AND MARBLE

ACCESSORIES

- 1 x Spanner
- 1 x Socket Wrench
- 1 Pair x Carbon Brush

Item No.:	WP471401
Rated Voltage:	220-240V
Frequency:	50/60Hz
Input Power:	1250W
No-Load Speed:	13800rpm
Blade Size:	Ø110mm*Ø20mm
Cutting Capacity:	32.5mm/ 90°, 21mm/ 45°



125MM MARBLE CUTTER

1,250W



ACCESSORIES

- 2 x Spanner
- 1 Pair x Carbon Brush

Item No.:	WP471404
Voltage:	220V~50Hz
Input Power:	1250W
No-Load Speed:	12500rpm
Disc Diameter:	125mm



12MM/12.7MM(1/2") ROUTER

1,800W



Scan for details



ACCESSORIES

- ① x Great Triangle
- ① x Guide Board
- ① x Guide Block
- ① x Big Small Wrench
- ① Pair x Carbon Brush
- ⑥ x Collet and Nut Set: 6mm, 8mm, 12mm, 1/4", 1/2"

Item No.:	WP473000
Rated Voltage:	220-240V
Frequency:	50/60Hz
Input Power:	1800W
No-load Speed:	23000rpm
Chuck Diameter:	Ø12mm/12.7mm(1/2")

12MM/12.7MM(1/2") ROUTER

2,200W



Scan for details



ACCESSORIES

- ① x Great Triangle
- ① x Guide Board
- ① x Guide Block
- ① x Big and Small Wrench Set
- ① Pair x Carbon Brush
- ⑥ x Collet and Nut Set: 6mm, 8mm, 12mm, 1/4", 1/2"

Item No.:	WP473001
Rated Voltage:	220-240V
Frequency:	50/60Hz
Input Power:	2200W
No-load Speed:	12000-23000rpm
Chuck Diameter:	Ø12mm/Ø12.7mm(1/2")

ELECTRIC PLANER

500W



ACCESSORIES

- ① x Parallel Guide
- ① x Socket Wrench
- ① x Blade Gauge
- ① x Sharpening Holder

Item No.:	WP473007
Rated Voltage:	220-240V
Frequency:	50/60Hz
Input Power:	500W
No-load Speed:	15800rpm
Cutting capacity in wood:	82*1mm
Cutting capacity in aluminum:	9mm

125MM ORBITAL SANDER

320W



ACCESSORIES

- ⑥ x Sander Paper
- ① Pair x Carbon Brush

Item No.:	WP472406
Rated Voltage:	220-240V
Frequency:	50/60Hz
Input Power:	320W
No-load Speed:	13500rpm
Dia. Of Sander Paper:	Φ125mm

110X100MM(1/4") SANDER

240W



Scan for details



ACCESSORIES

- ① x Sander Paper
- ① Pair x Carbon Brush

Item No.:	WP472400
Rated Voltage:	220-240V
Frequency:	50/60Hz
Input Power:	240W
No-load Speed:	14500rpm
Sanding Pad Size:	110x100mm

93X185MM(1/3") SANDER

320W



Scan for details



ACCESSORIES

- ① x Sander Paper
- ① Pair x Carbon Brush

Item No.:	WP472401
Rated Voltage:	220-240V
Frequency:	50/60Hz
Input Power:	320W
No-load Speed:	14000rpm
Sanding Pad Size:	93x185mm

FINISHING SANDER

330W



ACCESSORIES

- 1 x Carbon brush set

Item No.:	WP472407
Rated Voltage:	220-240V
Frequency:	50/60Hz
Input Power:	330W
No-load Speed:	10000rpm
Sanding Pad Size:	115X230mm

211PC MINI GRINDER SET

130W



ACCESSORIES

- 1 x Wrench
- 1 x L type spanner
- 1 Pair x Carbon brush



Item No.:	WP472411
Rated Voltage:	220-240V
Frequency:	50/60Hz
Input Power:	130W
No-load Speed:	8000-35000/min

DIE GRINDER

550W



ACCESSORIES

- 1 x Wrench
- 1 x Mounted head
- 1 x 6mm Collet set
- 1 x Carbon brush set

Item No.:	WP472410
Rated Voltage:	220-240V
Frequency:	50/60Hz
Input Power:	550W
No-load Speed:	10000-30000/min
Mill Diameter:	6mm/ 6.35mm

DIE GRINDER

550W



ACCESSORIES

- 1 x Wrench
- 1 x Mounted head
- 1 x 6mm Collet set
- 1 x Carbon brush set

Item No.:	WP472413
Rated Voltage:	220-240V
Frequency:	50/60Hz
Input Power:	550W
No-load Speed:	10000-30000/min
Mill Diameter:	6mm/ 6.35mm

POLISHER

1,400W



ACCESSORIES

- 1 x D-handle
- 1 x Polishing pad
- 1 x Polishing bonnet
- 1 x Allen key
- 1 x Carbon brush set

Item No.:	WP472404
Rated Voltage:	220-240V
Frequency:	50/60Hz
Input Power:	1400W
No-load Speed:	1500-3800rpm
Polish pad size:	180mm

DRYWALL SANDER

1,050W



ACCESSORIES

- 1 x Connection adapter
- 1 x 2m flexible pipe
- 1 x Extension bar
- 1 x Allen key
- 1 x Dust bag
- 1 x 6-hole grinder pad
- 1 x 8-hole sanding paper (60#80#120#150#180#240#each 1pc)
- 1 x 6-hole sanding paper (60#80#120#150#180#240#each 1pc)
- 1 x Carrying bag

Item No.:	WP472408
Rated Voltage:	220-240V
Frequency:	50/60Hz
Input Power:	1050W
No-load Speed:	1000-2600rpm
Sanding Motion:	Rotation
Grinding Pad Diameter:	215mm
Sandpaper Diameter:	225mm
Short-length(without extension tube):	110cm
Long-length(with extension tube):	110cm-165cm

CONCRETE GRINDER

1,500W



ACCESSORIES

- 1 x Allen key
- 1 x Adaptor

Item No.:	WP472412
Rated Voltage:	220-240V
Frequency:	50/60Hz
Input Power:	1500W
No-load Speed:	2500-4500/min
Diameter of disc:	140mm



135MM JIG SAW

750W



Scan for details



ACCESSORIES

- 1 x Allen Wrench
- 1 x Dust Hose



Item No.:	WP471001
Rated Voltage:	220-240V
Frequency:	50/60Hz
Input Power:	750W
No-load Speed:	1500-3100rpm
Cutting Capacity in Wood:	135mm
Cutting Capacity in Aluminum:	20mm
Cutting Capacity in Steel:	10mm
Stroke Capacity:	26mm

65MM JIG SAW

710W



Scan for details



ACCESSORIES

- 1 x Blade for Wood
- 1 x Blade for Metal
- 1 x Hex Key
- 1 x Guide Ruler
- 1 x Dust Hose
- 2 x Screws



Item No.:	WP471000
Rated Voltage:	230-240V
Frequency:	50Hz
Input Power:	710W
No-load Speed:	1000-3100rpm
Cutting Capacity in Wood:	65mm
Cutting Capacity in Aluminum:	12mm
Cutting Capacity in Steel:	6mm
Stroke Capacity:	19mm

LAMINATE TRIMMER

710W



ACCESSORIES

- 1 x 6mm and 1/4" Collets
- 1 set Straight Guide
- 1 x Template Guide
- 2 x Wrenches
- 1 set Trimmer Guide
- 2 x Dust Nozzle



Item No.:	WP473006
Rated voltage:	220-240V
Frequency:	50/60Hz
Input power:	710W
No-load Speed:	12000-30000/ min
Chuck Diameter:	Φ1/4"(6mm)

ELECTRIC DRILL

450W



ACCESSORIES

- 1 Pair x Carbon Brush



Item No.:	WP470005	Max. in Wood:	38mm
Rated Voltage:	220V~	No-load speed Hi:	0-1800rpm
Frequency:	50/60Hz	No-load speed Low:	0-480rpm
Rated Input power:	450W	Max.Torque for hard:	85N.m
Max. in Steel:	13mm	Max.Torque for soft:	50N.m

ELECTRIC IMPACT DRILL

450W



ACCESSORIES

- 1 Pair x Carbon Brush



Item No.:	WP470204	No-load speed Hi:	0-1800rpm
Rated Voltage:	220V~	No-load speed Lo:	0-480rpm
Frequency:	50/60Hz	Impacts Per Minute:	0-6000/0-30000ipm
Rated Input power:	450W	Max.Torque for hard:	80N.m
Max. in Steel:	13mm	Max.Torque for soft:	50N.m
Max. in Wood:	38mm		

ELECTRIC DRILL

450W



ACCESSORIES

- 1 Pair x Carbon Brush

Item No.:	WP470204	Rated Frequency:	50/60Hz
Chuck Capacity:	10mm	Rated Input Power:	450W
Rated Voltage:	220V~	No-load Speed:	0~3300rpm

ELECTRIC DRILL

400W



ACCESSORIES

- 1 x Chuck Key
- 1 Pair x Carbon Brush

Item No.:	WP470007	Rated Frequency:	50/60Hz
Chuck Capacity:	6.5mm	Rated Input Power:	400W
Rated Voltage:	220V~	No-load Speed:	0~4300rpm

ELECTRIC DRILL

500W



Scan for details



OPTIONS

WP470000	WP470001
1 x Chuck Key	

Item No.:	WP470000 / WP470001	Chuck Capacity:	Ø10mm
Rated Voltage:	220-240V	Max. in Steel:	Ø10mm
Frequency:	50/60Hz	Max. in Wood:	Ø25mm
Input Power:	500W	Chuck:	10mm keyed chuck/ keyless chuck
No-load Speed:	0-2800rpm		

IMPACT DRILL

710W



ACCESSORIES

- 1 x Auxiliary Handle
- 1 x Plastic Depth Gauge
- 1 x Chuck Key
- 1 Pair x Carbon Brush

Item No.:	WP470203	Rated Frequency:	60/50Hz
Chuck Capacity:	13mm	Rated Input Power:	710W
Rated Voltage:	220-240~	No-load Speed:	0~2800rpm

IMPACT DRILL

710W



Scan for details



ACCESSORIES

- 1 x Plastic Handle
- 1 x Plastic Depth Gauge
- 1 x Chuck Key

Item No.:	WP470200	Max. in Steel:	Ø13mm
Rated Voltage:	220-240V	Max. in Concrete:	Ø13mm
Frequency:	50/60Hz	Max. in Wood:	Ø25mm
Input Power:	710W	Impact Frequency:	0-4800bpm
No-load Speed:	0-3000rpm	Chuck:	13mm keyed chuck
Chuck Capacity:	Ø13mm		

IMPACT DRILL

800W



ACCESSORIES

- 1 x Auxiliary Handle
- 1 x Depth Gauge
- 1 x Chuck Key
- 1 Pair x Carbon Brush

Item No.:	WP470205	Input Power:	800W
Rated Voltage:	220-240V	Max.drilling capacity:	13mm
Frequency:	50/60Hz	No-load Speed:	0-2800rpm

IMPACT DRILL

1,050W



ACCESSORIES

- ① x Auxiliary handle
- ① x Depth Gauge
- ① x Chuck Key
- ① x Carbon Brush Set

Item No.:	WP470206	Input Power:	1050W
Rated Voltage:	220-240V	No-load Speed:	0-2800rpm
Frequency:	50/60Hz	Max.drilling capacity:	13mm

ELECTRIC DRILL

1,200W



ACCESSORIES

- ① x Auxiliary Handle
- ① x Back Handle
- ① x Mixing Rod
- ① x Carbon Brush Set



Item No.:	WP470008	Input Power:	1200W
Rated Voltage:	220-240V	No-load Speed:	950/min
Frequency:	50/60Hz	Max.drilling capacity:	16mm

1/2" PROFESSIONAL ELECTRIC IMPACT WRENCH

600W



ACCESSORIES

- ① x 24MM Socket Set
- ① x Carbon Brush Set

Item No.:	WP470700	No-load Speed:	1900/min
Input Voltage:	220-240V	Impact frequency:	2800/min
Frequency:	50/60Hz	Maximum torque:	400N.m
Rate Power:	600W		

3/4" ELECTRIC IMPACT WRENCH

600W



ACCESSORIES

- ① x 24MM Socket Set
- ① Pair x Carbon Brush

Item No.:	WP470701	No-load Speed:	1900/min
Input Voltage:	220-240V	Impact frequency:	2500/min
Frequency:	50/60Hz	Maximum torque:	500N.m
Rate Power:	600W	Driving Shank:	3/4"(19mm) Square
Suitable bolt size:	M18-M24		

1" ELECTRIC IMPACT WRENCH

1,200W



ACCESSORIES

- ① x Socket
- ① Pair x Carbon brush

Item No.:	WP470702	Driving Shank:	1"(25.4mm) Square
Rate Voltage:	220-240V	No-load speed:	1200/min
Frequency:	50/60Hz	Impact frequency:	1900/min
Input Power:	1200W	Maximum torque:	1100N.m
Suitable bolt size:	M24-M36		

26MM SDS-PLUS ROTARY HAMMER

800W



ACCESSORIES

- ① x Side Handle
- ① x Point Chisel 13x250mm
- ① x Flat Chisel 13x250mm
- ① x Drill Bit-6/8/10x150mm
- ① x Depth Gauge
- ① x 13mm Metal Chuck
- ① x BMC

Item No.:	WP470406	Impact energy:	2.8J
Voltage:	230V/50hz	Max. in Concrete:	26mm
Input power:	800W	Max. in Steel:	13mm
No-load speed:	0-1350rpm	Max. in Wood:	30mm
Impact rate:	0-5500bpm	Weight:	2.8kg

28MM ROTARY HAMMER

1,050W

ACCESSORIES

- 1 x Auxiliary Handle
- 1 x Point Chisel 14x250mm
- 1 x Flat Chisel 14x250mm
- 1 x Drill Bit-8/10/12x150mm
- 1 x Depth Gauge
- 1 pair x Carbon Brush
- 1 x Dust Cover
- 1 x Grease Tube
- 1 x Wrench
- 1 x BMC



Item No.:	WP470407	Impact Joules:	4.5J
Voltage/Frequency:	220V/50Hz	Chuck type:	SDS Plus
Rated Input Power:	1050W	Max. in Steel:	13mm
No-load Speed:	900rpm	Max. in Concrete:	28mm
Impact Rating:	4300bpm	Max. in Wood:	45m

26MM SDS-PLUS ROTARY HAMMER

800W



SDS-Plus Chuck

Low drill bit run out for more precise drilling (better than square shank chuck)



Scan for details



Optimized Impact System

Lower energy waste to generate higher impact energy (800W input power > Max. 3J impact energy)

4 Working Modes

Drilling/Hammer & Drilling/
Chiseling/Chisel Adjustment

ACCESSORIES

- 1 x Aux-handle
- 1 x Depth Gauge
- 1 x 6/8/10*150mm Concrete Drill Bits
- 1 x 14*250 Point Chisel Bit
- 1 x 14*250 Flat Chisel Bit
- 1 pair x Carbon Brush
- 1 x BMC

Item No.:	WP470400	No-load Speed:	0-1180rpm
Rated Voltage:	220-240V	Impact Frequency:	0-5100 bpm
Frequency:	50/60Hz	Max. Drill Diameter:	Ø26mm
Input Power:	800W	Single Impact Energy:	3J

32MM SDS-PLUS ROTARY HAMMER

1,500W **4 WORKING MODE**

ACCESSORIES

- 1 x Auxiliary Handle
- 1 x Point Chisel 14x250mm
- 1 x Flat Chisel 14x250mm
- 1 x Drill Bits-8/10/12x150mm
- 1 pair x Carbon Brush
- 1 x Dust Cover
- 1 x Grease Tube
- 1 x Wrench
- 1 x BMC



Scan for details



Item No.:	WP470401	No-load Speed:	920rpm
Rated Voltage:	220-240V	Impact Frequency:	0-4230 bpm
Frequency:	50/60Hz	Max. Drill Diameter:	Ø32mm
Input Power:	1500W	Single Impact Energy:	5.5J

40MM SDS-MAX ROTARY HAMMER

1,500W



ACCESSORIES

- 1 x Auxiliary Handle
- 1 x Point Chisel 14x250mm
- 1 x Flat Chisel 14x250mm
- 1 pair Carbon Brush
- 1 x Grease Tube
- 1 x Wrench
- 1 x BMC



Item No.:	WP470405	No-load speed:	590rpm
Rated Voltage:	220-240V	Impact rate:	4000bpm
Frequency:	50/60Hz	Impact energy:	8J
Input power:	1500W	Max.in Concrete:	40mm

45J SDS-MAX DEMOLITION HAMMER

1,600W



ACCESSORIES

- 1 x Auxiliary Handle
- 1 x Point Chisel 18x320mm
- 1 x Flat Chisel 18x320mm
- 1 pair x Carbon Brush
- 1 x Grease Tube
- 1 x Wrench
- 1 x BMC



Item No.:	WP470605	Input power:	1600W
Rated Voltage:	220-240V	Impact rate:	200-2100bpm
Frequency:	50/60Hz	Impact energy:	45J

1500W DEMOLITION HAMMER

60 JOULES IMPACT ENERGY INDUSTRIAL DEMOLITION HAMMER



WITH THREE-WIRING CONSTRUCTION MARATHON MOTOR
AND LARGER CYLINDER
AND PATENT-PENDING REAL SECONDARY GEAR DRIVEN SYSTEM
AND D-SHAPE HANDLE WITH RUBBER COVER

**HEAVY
DUTY**

ACCESSORIES

- x HEX30 Flat Chisel
- x HEX30 Point Chisel
- x Carbon Brush
- x Side Grip
- x Spanner
- x BMC



Rubber Cover For Auxiliary Handle

the handle knob makes it much easier to loose the handle and change the position of the handle, and the rubber cover insulation protects users from electric shocks

Secondary Gear Driven System

For much greater output and energy per stroke



Scan for details

Ø46mm Cylinder Diameter

1mm greater than conventional PH65A type demolition hammer which delivers greater real impact energy

Newly Designed Cooling System

Down positioning ventilation fan beneath the rotor comutator ensures the well-cooling for industrials



2NDARY
gear driven system

Item No.:	WP470601	Input Power:	1500W
Rated Voltage:	220-240V	Impact Frequency:	1750bpm
Frequency:	50/60Hz	Impact Enegry:	60J



15J HEX-17 DEMOLITION HAMMER

1,300W



Scan for details

ACCESSORIES

- 1 x Auxiliary Handle
- 1 x Point Chisel 17x280mm
- 1 x Flat Chisel 17x280mm
- 1 Pair x Carbon Brush
- 1 x Grease Tube
- 1 x Wrench
- 1 x BMC

Item No.:	WP470600	Input Power:	1300W
Rated Voltage:	220-240V	Impact Frequency:	4100bpm
Frequency:	50/60Hz	Impact Joules:	15J

15J SDS-MAX DEMOLITION HAMMER

1,300W



ACCESSORIES

- 1 x Auxiliary Handle
- 1 x Point Chisel 17x280mm
- 1 x Flat Chisel 17x280mm
- 1 Pair x Carbon Brush
- 1 x Grease Tube
- 1 x Wrench
- 1 x BMC

Item No.:	WP470608	Input Power:	1300W
Rated Voltage:	220-240V	Impact Frequency:	4100bpm
Frequency:	50/60Hz	Impact Joules:	15J

20J SDS-MAX DEMOLITION HAMMER

1,300W



ACCESSORIES

- 1 x Auxiliary Handle
- 1 x Point Chisel 18x320mm
- 1 x Flat Chisel -18x320mm
- 1 Pair x Carbon Brush
- 1 x Grease Tube
- 1 x Wrench
- 1 x BMC

Item No.:	WP470609	Input Power:	1300W
Rated Voltage:	220-240V	Impact Frequency:	3600bpm
Frequency:	50/60Hz	Impact Joules:	20J

20J HEX-17 DEMOLITION HAMMER

1,300W



ACCESSORIES

- 1 x Auxiliary Handle
- 1 x Point Chisel 17x280mm
- 1 x Flat Chisel -17x280mm
- 1 Pair x Carbon Brush
- 1 x Grease Tube
- 1 x Wrench
- 1 x BMC

Item No.:	WP470604	Input Power:	1300W
Rated Voltage:	220-240V	Impact Frequency:	3600bpm
Frequency:	50/60Hz	Impact Joules:	20J

45J HEX30 DEMOLITION HAMMER

1,400W



ACCESSORIES

- 1 x HEX30 Flat Chisel
- 1 x HEX30 Pinned Chisel
- 1 x Carbon Brush
- 1 x Grease Tube
- 1 x Side Grip
- 1 x Spanner
- 1 x BMC

Item No.:	WP470606	Tool Holder:	HEX 30mm
Rated Voltage:	220-240V	Lubrication:	OIL
Frequency:	50/60Hz	Cylinder:	Φ 45mm
Power:	1400W	Rotor:	56.7*45mm
Strokes Per Minute:	1800bpm	Stator:	94*45mm
Impact Energy:	45J	Weight:	13kg

75J HEX30 DEMOLITION HAMMER

1,700W



ACCESSORIES

- 1 x HEX30 Flat Chisel
- 1 x HEX30 Pinned Chisel
- 1 x Carbon Brush
- 1 x Grease Tube
- 1 x Allen Key
- 1 x Side Grip
- 1 x Spanner
- 1 x BMC


Item No.:	WP470607	Input Power:	1700W
Rated Voltage:	220-240V	Impact Frequency:	2000bpm
Frequency:	50/60Hz	Impact Joules:	75J

1400W MIXER

1,400W



Scan for details



ACCESSORIES

- 1 x Wrenches
- 1 x Mixing Paddle

Item No.:	WP476000	Input Power:	1400W
Rated Voltage:	220-240V	No-load Speed:	0-500/0-800rpm
Frequency:	50/60Hz		

CONCRETE VIBRATOR

1,400W



ACCESSORIES

- 1 x Carbon brush set
- *Concrete vibrator hose NOT included

Item No.:	WP476006	Rate Power:	1200W
Voltage:	220-240V	No-load Speed:	4400/min
Frequency:	50/60Hz	Thread size:	42*1.5mm
Output shaft size:	HEX8		

160MM DIAMOND DRILLING MACHINE

2,000W



ACCESSORIES

- 1 x Auxiliary Handle
- 1 x Rear Bracket
- 1 Pair x Carbon Brush
- 1 x BMC

Item No.:	WP470500	Max. Drilling Diameter:	160mm
Input Power:	2000W	Spindle Thread:	M22
No-load Speed:	1900rpm		



200MM DIAMOND DRILLING MACHINE

2,600W



ACCESSORIES

- 1 x Drilling Stand
- 1 Pair x Carbon Brush

Item No.:	WP483000	Max. Drilling Diameter:	200mm
Input Power:	2600W	Spindle Thread:	M22
No-Load Speed:	850rpm		

1800W HEAT GUN

1,800W



Scan for details



ACCESSORIES

- 1 x Glass Protector Nozzle
- 1 x Reflector Nozzle
- 1 x Reducer Nozzle
- 1 x Flat Nozzle
- 1 x Scraper And Handle

Item No.:	WP474001
Rated Voltage:	230-240V
Frequency:	50Hz
Input Power:	1800W
Temperature:	I - 50°C, II - 380°C, III - 580°C
Air Flow:	I - 500L/min, II - 300L/min, III - 500L/min

2000W HEAT GUN

2,000W



ACCESSORIES

- 1 x Glass Protector Nozzle
- 1 x Reflector Nozzle
- 1 x Reducer Nozzle
- 1 x Flat Nozzle
- 1 x Scraper And Handle

Item No.:	WP474000
Rated Voltage:	220-240V
Frequency:	50/60Hz
Input Power:	2000W
Temperature:	I-400°C, II-600°C
Air Flow:	I -250L/min, II -550L/min

2000W HEAT GUN

2,000W



ACCESSORIES

- 1 x Scraper
- 1 x Nozzles

Item No.:	WP474004
Rated Voltage:	220-240V
Frequency:	50Hz
Input Power:	2000W
Temperature:	300°C/600°C
Air Flow:	270/420 L/min



400W AIR BLOWER



Scan for details



ACCESSORIES

- 1 x Dust Bag
- 1 x Blowpipe
- 1 Pair x Carbon Brush

Item No.:	WP476001	Input Power:	400W
Rated Voltage:	220-240V	No-load Speed:	13000rpm
Frequency:	50/60Hz	Air Flow:	2.8m³/min

600W AIR BLOWER

**VARIABLE
SPEED CONTROL**



Scan for details



ACCESSORIES

- 1 x Dust Bag
- 1 x Blowpipe
- 1 Pair x Carbon Brush

Item No.:	WP476002	Input Power:	600W
Rated Voltage:	220-240V	No-load speed:	0-20000rpm
Frequency:	50/60Hz	Air Flow:	3.2m³/min

355MM(14") CUT-OFF SAW

2,400W



ACCESSORIES

- 1 x Wrench
- 1 x Cutting Wheel
- 1 Pair x Carbon Brush

**SUITABLE FOR
MAX. Ø50MM ROUND STEEL**

Item No.:	WP480000
Rated Voltage:	220-240V
Frequency:	50/60Hz
Input Power:	2400W
No-load Speed:	3900rpm
Disc Diameter:	Ø355mm * Ø25.4mm
Max. Cutting Depth:	100mm

355MM CUT OFF SAW

2,200W



ACCESSORIES

- 1 x Cutting disc
- 1 x Wrench
- 1 x Carbon brush set

Item No.:	WP480002
Rated Voltage:	220-240V
Frequency:	50/60Hz
Input Power:	2200W
No-load Speed:	3900rpm
Disc diameter:	Ø355mm * Ø25.4mm
Max. Cutting Depth:	80mm

255MM MITRE SAW

1,800W



ACCESSORIES

- 1 x Wrench
- 1 x Cutting Wheel
- 1 x Vice
- 1 x Dust Bag
- 1 x Extension Bar
- 1 Pair x Carbon Brush

Item No.:	WP480201
Rated Voltage:	220-240V
Frequency:	50/60Hz
Input Power:	1800W
No-load Speed:	5200rpm
Blade Size:	Ø255mm * Ø25.4mm
Max. Cutting Depth:	Left Mitre/bevel 0° / 90° 70X140mm(height/width) Left Mitre/bevel 0° / 45° 48X135mm(height/width) Left Mitre/bevel 45° / 90° 70X100mm(height/width) Left Mitre/bevel 45° / 45° 48X95mm(height/width)

255MM MITRE SAW

1,800W



ACCESSORIES

- ① x Wrench
- ① x Extension rod set
- ① x Carbon brush set

Item No.:	WP480204
Rated Voltage:	220-240V
Frequency:	50/60Hz
Rate Power:	1800W
No-load Speed:	5300rpm
Dia. cutting blade:	255mm
Cutting capacity:	Mitre/ Bevel: WidthxHeight 0°/90°: 320x89mm 0°/45°: 320mmx42mm 45°/90°: 210mmx89mm 45°/45°: 210mmx42mm



13MM DRILL PRESS

350W



Item No.:	WP483001
Input power:	220-240V
Frequency:	50/60Hz
Input Power:	350W
No-load speed:	620-2620rpm
Max.drilling capacity:	13mm
Spindle speed settings:	5
Spindle travel:	50mm
Column diameter:	46mm
Table size:	160*160 mm
Base size:	300*195mm
Machine height:	575mm



20MM DRILL PRESS

750W



Item No.:	WP483002
Input power:	220-240V~
Frequency:	50/60Hz
Input Power:	750W
No-load speed:	180-2770rpm
Max.drilling capacity:	20mm
Spindle speed settings:	16
Spindle travel:	85mm
Column diameter:	72mm
Table size:	285*285 mm
Base size:	455*270mm
Machine height:	1565mm



MAGNETIC DRILL

1,000W



ACCESSORIES

- ① x Safety Strap
- ② x Hex Key
- ① x Chuck & key
- ① x Shank Adapter
- ① Set x Coolant Tank
- ① Pair x Carbon Brush

Item No.:	WP483003
Rated Voltage:	220-240V
Frequency:	50/60Hz
Input Power:	1000W
No-load speed:	200-750/min
Max. Twist Drill:	16mm
Coring Range:	12-30mm
Core Depth:	40mm
Max. Stroke:	100mm
Max. Open Gear:	190mm
Max. Suction:	8000N



MAGNETIC DRILL

1,400W



ACCESSORIES

- ① x Safety Strap
- ① x Hex Key
- ① x Drift Key
- ① x MT2 Morse Taper Sleeves
- ① Set x Coolant Tank
- ① Pair x Carbon Brush

Item No.:	WP483004
Rated Voltage:	220-240V
Frequency:	50/60Hz
Input Power:	1400W
No-load speed:	690/min
Max. Twist Drill:	23mm
Coring Range:	12-50mm
Core Depth:	50mm
Max. Stroke:	200mm
Max. Adapter:	MT2
Max. Suction:	13000N



MAGNETIC DRILL

1,600W



ACCESSORIES

- ① x Safety Strap
- ② x Hex Key
- ① x Drift Key
- ① Set x Coolant Tank
- ① x Mi3 Morse Taper Sleeves
- ① x Mi3 Morse Taper Arbor
- ① Pair x Carbon Brush

Item No.:	WP483005	Coring Range:	12-50mm
Rated Voltage:	220-240V	Core Depth:	50mm
Frequency:	50/60Hz	Max. Stroke:	200mm
Input Power:	1600W	Max. Adapter:	MT3
No-load speed:	650/min	Max. Suction:	13500N



MAGNETIC DRILL

1,800W



ACCESSORIES

- ① x Safety Strap
- ② x Hex Key
- ① x Drift Key
- ① Set x Coolant Tank
- ① x Mi3 Morse Taper Sleeves
- ① x Mi3 Morse Taper Arbor
- ① Pair x Carbon Brush

Item No.:	WP483009	Coring Range:	12-60mm
Rated Voltage:	220-240V	Core Depth:	50mm
Frequency:	50/60Hz	Max. Stroke:	190mm
Input Power:	1800W	Max. Adapter:	MT3
No-load speed:	200-600/min	Max. Suction:	16000N
Max. Twist Drill:	32mm	Tapping Range:	M22-M27



OUTDOOR TOOLS

CHAIN SAW
BRUSH CUTTER
BLOWER
EARTH AUGER
CONCRETE CUTTER
WATER PUMP
GENERATOR

WORKPRO®

CHAIN SAW

12"/10" GASOLINE CHAIN SAW

25.4CC



OPTIONS

WP424000	WP424014
<ul style="list-style-type: none"> 1 x 12" Bar And Chain 1 x Mixing Bottle 1 x Screwdriver 2 x Allen Key 1 x Universal Wrench 1 x Spike Bar 1 x Chain File 1 x Chain Protection Cover 	<ul style="list-style-type: none"> 1 x 10" Bar And Chain 1 x Mixing Bottle 1 x Screwdriver 2 x Allen Key 1 x Universal Wrench 1 x Spike Bar 1 x Chain File 1 x Chain Protection Cover

Item No.:	WP424000/ WP424014
Displacement:	25.4cc
Max Power:	0.75kw
No-Load Speed:	12000rpm
Engine Idle Speed:	3200rpm
Fuel Tank Capacity:	340ml
Oil Tank Capacity:	250ml

11.5" GASOLINE CHAIN SAW

45CC



ACCESSORIES

- 1 x 11.5" Saw Chain
- 1 x Chain Saw Bar
- 1 x Tool Kit
- 1 x Mixing Bottle

Item No.:	WP424001
Displacement:	45cc
Max Power:	1.6kw
No-Load Speed:	11500rpm
Engine Idle Speed:	3200rpm
Fuel Tank Capacity:	450ml
Oil Tank Capacity:	260ml

18" GASOLINE CHAIN SAW

52CC



ACCESSORIES

- 1 x 18" Saw Chain
- 1 x Chain Saw Bar
- 1 x Tool Kit
- 1 x Mixing Bottle

Item No.:	WP424002
Displacement:	52cc
Max Power:	1.9kw
No-Load Speed:	11500rpm
Engine Idle Speed:	3200rpm
Fuel Tank Capacity:	450ml
Oil Tank Capacity:	260ml

18"/20" GASOLINE CHAIN SAW

52CC



OPTIONS

WP424003

- 1 x 18" Saw Chain
- 1 x Chain Saw Bar
- 1 x Tool Kit
- 1 x Mixing Bottle

WP424004

- 1 x 20" Saw Chain
- 1 x Chain Saw Bar
- 1 x Tool Kit
- 1 x Mixing Box



Item No.:	WP424003/WP424004
Displacement:	52cc
Max Power:	1.9kw
No-Load Speed:	11000rpm
Engine Idle Speed:	3200rpm
Fuel Tank Capacity:	530ml
Oil Tank Capacity:	260ml

GASOLINE BRUSH CUTTER

52CC



ACCESSORIES

- 1 x Line Spool
- 1 x Brush Cutter Blade

Item No.:	WP424007
Displacement:	52cc
Max Power:	1.35kw
No-Load Speed:	9500rpm
Max Cutting Path:	420mm
Spool Liner:	2.4mmx4m
Blade Diameter:	255mm(3teeth)
Fuel Tank Capacity:	1000ml



GASOLINE MULTI-TOOLS

52CC



ACCESSORIES

- 1 x Grass Trimmer
- 1 x Brush Cutter
- 1 x Hedge Trimmer
- 1 x Chain Saw

Item No.:	WP424008
Displacement:	52cc
Max Power:	1.35kw
No-Load Speed:	9500rpm
Max Cutting Path:	420mm
Spool Liner:	2.4mmx4m
Blade Diameter:	255mm(3teeth)
Fuel Tank Capacity:	1000ml



GASOLINE BLOWER

25.4CC



ACCESSORIES

- 1 x Tool Kit
- 1 x Mixing Bottle
- 1 x Blower Tube & Extension Tube
- 1 x Suction Tube
- 1 x Dust Bag

Item No.:	WP424005
Displacement:	25.4cc
Max Power:	0.75kw
Max Speed:	7500/min
Fuel Tank:	400ml
Air Speed:	70m/s



GASOLINE EARTH AUGER

52CC



ACCESSORIES

- 1 x 1X Tool Kit
- 1 x Mixing Bottle
- 3 x Driller (Φ100mm, Φ150mm, Φ200mm)

Item No.:	WP424006
Max. Power:	1.35kw, 7500/min
Displacement:	52cc
Auger Speed:	0-300/min
Fuel Tank Capacity:	1000ml
No-Load Speed:	9500/min
Max. Idle Speed:	3000/min



GASOLINE CONCRETE CUTTER

74CC



ACCESSORIES

- 1 x Tool Kit
- 1 x Mixing Bottle
- 1 x 350mm Diamond Blade

Item No.:	WP424009
Displacement:	74cc
Max. Power:	3.5kw
Max Speed:	9350rpm
Engine Idle Speed:	3300rpm
Fuel Tank Capacity:	1100ml



GASOLINE WATER PUMP



ACCESSORIES

- 1 x Spark Plug Wrench
- 2 x Sealing Rings
- 1 x Plastic Filter
- 1 x Hose Clamp
- 2 x Inlet And Outlet Joints
- 2 x Fastening Nuts

Item No.:	WP424010
Suction&Discharge Port Diameter:	50mm, 2"
Max. Flow:	330L/min
Max. Head Lift:	18m
Max. Suction Head:	5m
Displacement:	212cc
Fuel Tank:	2.5L
Starting System:	Recoil



GASOLINE WATER PUMP



ACCESSORIES

- 1 x Spark Plug Wrench
- 2 x Sealing Rings
- 1 x Plastic Filter
- 1 x Hose Clamp
- 2 x Inlet And Outlet Joints
- 2 x Fastening Nuts

Item No.:	WP424011
Suction&Discharge Port Diameter:	80mm, 3"
Max. Flow:	500L/min
Max. Head Lift:	19m
Max. Suction Head:	5m
Displacement:	212cc
Fuel Tank:	2.5L
Starting System:	Recoil



GASOLINE GENERATOR



ACCESSORIES

- 1 x Spark Plug Wrench
- 1 x Funnel

Item No.:	WP422000
Rated Voltage:	220-240V
Rated Frequency:	50Hz
Max. Output:	2.8kw
Rated Output:	2.5kw
Rated Speed:	3000±100rpm
Engine:	4 stroke, OHV
Displacement:	212ml
Cooling System:	Air-cooled
Ignition System:	T.C.I
Starting System:	Recoil
Fuel Tank:	13L
Net Weight:	41.5kg



GASOLINE GENERATOR



ACCESSORIES

- 1 x Spark Plug Wrench
- 1 x Funnel
- 1 Set x Auxiliary Handle
- 1 Pair x Wheels

Item No.:	WP422001
Rated Voltage:	220-240V
Rated Frequency:	50Hz
Max. Output:	5.3kw
Rated Output:	5.0kw
Rated Speed:	3000±100rpm
Engine:	4 stroke, OHV
Displacement:	420ml
Cooling System:	Air-cooled
Ignition System:	T.C.I
Starting System:	Recoil+Electric
Fuel Tank:	22L
Net Weight:	77kg



GASOLINE GENERATOR



ACCESSORIES

- 1 x Spark Plug Wrench
- 1 x Funnel
- 1 Set x Auxiliary Handle
- 1 Pair x Wheels

Item No.:	WP422004
Rated Voltage:	220-240V
Rated Frequency:	50Hz
Max. Output:	7.3kw
Rated Output:	7.0kw
Rated Speed:	3000±100rpm
Engine:	4 stroke, OHV
Displacement:	457ml
Cooling System:	Air-cooled
Ignition System:	T.C.I
Starting System:	Recoil+Electric
Fuel Tank:	22L
Net Weight:	89kg



GASOLINE GENERATOR



ACCESSORIES

- 1 x Spark Plug Wrench
- 1 x Funnel

Item No.:	WP422007
Rated Voltage:	220-240V
Rated Frequency:	50Hz
Max. Output:	2.8kw
Rated Output:	2.6kw
Rated Speed:	3000rpm
Engine:	4 stroke, OHV
Displacement:	212ml
Cooling System:	Air-cooled
Ignition System:	T.C.I
Starting System:	Recoil
Fuel Tank:	11L
Net Weight:	41.5kg

GASOLINE GENERATOR



ACCESSORIES

- 1 x Spark Plug Wrench
- 1 x Funnel
- 1 Set x Auxiliary Handle
- 1 Pair x Wheels

Item No.:	WP422008
Rated Voltage:	220-240V
Rated Frequency:	50Hz
Max. Output:	5.5kw
Rated Output:	5.0kw
Rated Speed:	3000rpm
Engine:	4 stroke, OHV
Displacement:	420ml
Cooling System:	Air-cooled
Ignition System:	T.C.I
Starting System:	Recoil+Electric
Fuel Tank:	22L
Net Weight:	70kg

INVERTER GASOLINE GENERATOR



ACCESSORIES

- 1 x Spark Plug Wrench
- 1 x Funnel

Item No.:	WP422002
Rated Voltage:	R220-240V
Rated Frequency:	50Hz
Max. Output:	2.0kw
Rated Output:	1.8kw
Rated Speed:	4800±100rpm
Engine:	4 stroke, OHV
Displacement:	79ml
Cooling System:	Air-cooled
Ignition System:	T.C.I
Starting System:	Recoil
Fuel Tank:	4L
Net Weight:	19kg

INVERTER GASOLINE GENERATOR



ACCESSORIES

- 1 x Spark Plug Wrench
- 1 x Funnel

Item No.:	WP422003
Rated Voltage:	220-240V
Rated Frequency:	50Hz
Max. Output:	3.2kw
Rated Output:	3.0kw
Rated Speed:	5100±100rpm
Engine:	4 stroke, OHV
Displacement:	141ml
Cooling System:	Air-cooled
Ignition System:	T.C.I
Starting System:	Recoil
Fuel Tank:	6.3L
Net Weight:	23kg

GASOLINE GENERATOR



ACCESSORIES

- 1 x Spark Plug Wrench
- 1 x Funnel
- 1 Set x Auxiliary Handle
- 1 Pair x Wheels

Item No.:	WP422009
Rated Voltage:	220-240V
Rated Frequency:	50Hz
Max. Output:	7.5kw
Rated Output:	7.0kw
Rated Speed:	3000rpm
Engine:	4 stroke, OHV
Displacement:	458ml
Cooling System:	Air-cooled
Ignition System:	T.C.I
Starting System:	Recoil+Electric
Fuel Tank:	22L
Net Weight:	85kg

5KW SILENT DIESEL GENERATOR

- 30AH maintenance-free battery
- Silent type diesel generator



ACCESSORIES

- 2 x Wrench
- 2 x 13A socket
- 1 x Screwdriver

Item No.:	WP422005
Rated Voltage:	220-240V
Rated Frequency:	50Hz
Phase:	Single
Max. o Utput:	5.0kw
Rated Output:	4.6kw
Rated Speed:	3000rpm
Displacement:	418ml
Cooling System:	Air-cooled
Ignition System:	T.C.I
Fuel Tank:	16L

POWER EQUIPMENT

HIGH PRESSURE WASHER
VACUUM CLEANER
WATER PUMP
WELDING MACHINE

WORKPRO®

VACUUM CLEANER

10L VACUUM CLEANER

1,200W



ACCESSORIES

- ① x Foam Filter
- ① x Cloth Filter
- ① x Sofa Brush
- ① x Crevice Nozzle
- ① x 1.2m Flexible Hose

Item No.:	WP423015
Rated Power Input:	1200W
Rated Voltage:	230v~50Hz
Vacuity:	≥16kpa
Noise Level:	≤84dB(A)

15L VACUUM CLEANER

1,200W



ACCESSORIES

- ① x Foam Filter
- ① x Cloth Filter
- ① x Sofa Brush
- ① x Crevice Nozzle
- ① x 1.2m Flexible Hose

Item No.:	WP423004
Rated Power Input:	1200W
Rated Voltage:	230v~50Hz
Vacuity:	≥16kpa
Noise Level:	≤84dB(A)

30L VACUUM CLEANER

1,300W



ACCESSORIES

- ① x Flexible Hose
- ① x Floor Brush
- ① set x Plastic Tube
- ① x Hepa Filter

Item No.:	WP423005
Rated Voltage:	220V-240V~50/60Hz
Input Power:	1300W
Motor Type:	Cooper Wire
Vacuum Pressure:	16KPa
Dust Capacity:	30L
Tank Material:	Stainless Steel

30L VACUUM CLEANER

1,200W



ACCESSORIES

- ① x Paper Dust Bag
- ① x Foam Filter
- ① x Water Suction Brush
- ① x Assorted Brush
- ② x 440mm Plastic Tubes
- ① x 1.5m Flexible Hose

Item No.:	WP423016
Rated power input:	1200W
Rated voltage:	230V~50Hz
Vacuity:	≥16kpa
Noise level:	≤84dB(A)

60L VACUUM CLEANER

1,200Wx2



ACCESSORIES

- ① x Hepa Filter
- ① x Water Suction Brush
- ① x Assorted Brush
- ② x Metal Tubes 500mm
- ① x 1.5m Flexible Hose

Item No.:	WP423008
Rated power:	1200W*2pcs
Rated voltage:	220-240v~50/60Hz
Vacuity:	≥16kpa
Noise level:	≤84dB(A)

80L VACUUM CLEANER

1,600Wx2



ACCESSORIES

- ① x Hepa Filter
- ① x Water Suction Brush
- ① x Assorted Brush
- ① x Metal Tubes 500mm
- ① x 1.5m Flexible Hose

Item No.:	WP423006
Rated power:	1600W*2pcs
Rated voltage:	220-240v~50/60Hz
Vacuity:	≥16kpa
Noise level:	≤84dB(A)

75BAR HIGH PRESSURE WASHER

1,000W



ACCESSORIES

- ① set x Water Spray Gun
- ① x 5m High Pressure Hose

Item No.:	WP423009
Rated voltage:	220-240V~50Hz
Motor Type:	Induction Motor
Input power:	1000W
Max Pressure :	75Bar
Rated Flow:	4.9L/min

110BAR HIGH PRESSURE WASHER

1,400W



ACCESSORIES

- ① set x Water Spray Gun
- ① x 5m High Pressure Hose

Item No.:	WP423010
Rated voltage:	220-240V~50/60Hz
Motor Type:	Carbon Brush
Input power:	1400W
Max Pressure :	110Bar
Rated Flow:	5.1L/min

145BAR HIGH PRESSURE WASHER

1,800W



ACCESSORIES

- ① set x Water Spray Gun
- ① x 5m High Pressure Hose
- ① x Detergent Tank Kit

Item No.:	WP423011
Rated voltage:	220-240V~50/60Hz
Motor Type:	Carbon Brush
Input power:	1800W
Max Pressure :	145Bar
Rated Flow:	5.5L/min



160BAR HIGH PRESSURE WASHER

2,200W



ACCESSORIES

- 1 set x Water Spray Gun
- 1 x 5m High Pressure Hose
- 1 x Detergent Tank Kit

Item No.:	WP423012
Rated voltage:	220-240V~50/60Hz
Motor Type:	Carbon Brush
Input power:	2200W
Max Pressure :	160Bar
Rated Flow:	6.0L/min

180BAR HIGH PRESSURE WASHER

2,500W



ACCESSORIES

- 1 set x Water Spray Gun
- 1 x 5m High Pressure Hose
- 1 x Detergent Tank Kit

Item No.:	WP423013
Rated voltage:	220-240V~50Hz
Motor Type:	Induction
Input power:	2500W
Max Pressure :	180Bar
Rated Flow:	7.0L/min

180BAR HIGH PRESSURE WASHER

2,400W



ACCESSORIES

- 1 set x Water Spray Gun
- 1 x 10m High Pressure Hose

Item No.:	WP423014
Rated Voltage:	220-240V~50/60Hz
Motor Type:	Induction
Input Power:	2400W
Max Pressure :	180Bar
Rated Flow:	7.4L/min

30L WATER PUMP

370W

- 30cm cable
- Aluminum wire motor



Item No.:	WP421000
Rated Voltage:	220V
Frequency:	50Hz
Input Power:	370W
Max Flow:	30L/min
Max Head:	30m
Inlet/Outlet:	1"X1"

35L WATER PUMP

370W

- 30cm cable
- Copper wire motor



Item No.:	WP421001
Rated Voltage:	220V
Frequency:	50Hz
Input Power:	370W
Max Flow:	35L/min
Max Head:	35m
Inlet/Outlet:	1"X1"

50L WATER PUMP

750W

- 30cm cable
- Copper wire motor



Item No.:	WP421002
Rated Voltage:	220V
Frequency:	50Hz
Input Power:	750W
Max Flow:	50L/min
Max Head:	65m
Inlet/Outlet:	1"X1"

INVERTER MMA120A WELDING MACHINE

120A



ACCESSORIES

- ① x Electrode Holder With Cable
- ① x Earth Clamp With Cable
- ① x Wire Brush
- ① x Helmet

Item No.:	WP420005
Input Voltage:	1~220-240V
Frequency:	50/60Hz
Output Current:	15-120A
Duty Cycle:	120A@20%
No-Load Voltage:	71V
Max.output Current:	120A
Diameter of Electrode:	1.6-3.2mm

INVERTER MMA140A WELDING MACHINE

140A



ACCESSORIES

- ① x Electrode Holder With Cable
- ① x Earth Clamp With Cable
- ① x Wire Brush
- ① x Helmet

Item No.:	WP420006
Input Voltage:	1~220-240V
Frequency:	50/60Hz
Output Current:	15-140A
Duty Cycle:	140A@20%
No-Load Voltage:	70V
Max.output Current:	140A
Diameter of Electrode:	1.6-4.0mm

INVERTER MMA160A WELDING MACHINE

160A



ACCESSORIES

- ① x Electrode Holder With Cable
- ① x Earth Clamp With Cable
- ① x Wire Brush
- ① x Helmet

Item No.:	WP420007
Input Voltage:	1~220-240V
Frequency:	50/60Hz
Output Current:	10-160A
Duty Cycle:	160A@20%
No-Load Voltage:	94V
Max.output Current:	160A
Diameter of Electrode:	1.6-4.0mm

INVERTER MMA200A WELDING MACHINE

200A



ACCESSORIES

- ① x Electrode Holder With Cable
- ① x Earth Clamp With Cable
- ① x Wire Brush
- ① x Helmet

Item No.:	WP420008
Input Voltage:	1~220-240V
Frequency:	50/60Hz
Output Current:	10-200A
Duty Cycle:	200A@20%
No-Load Voltage:	81V
Max.output Current:	200A
Diameter of Electrode:	1.6-5.0mm

MIG 120A WELDING MACHINE

120A



ACCESSORIES

- ① x Flux Cored Wire-0.45Kg/0.9mm
- ① x Earth Clamp With Cable

Item No.:	WP420009
Input Voltage:	1~220-240V
Frequency:	50/60Hz
Output Current:	30-120A
Duty Cycle:	120A@20%
No-Load Voltage:	50V
Max.output Current:	120A
Diameter of Electrode:	0.6/0.8/0.9mm

*No gas required.

INVERTER MMA100A WELDING MACHINE

100A



ACCESSORIES

- ① x Electrode holder with cable
- ① x Earth clamp with cable

Item No.:	WP420045
Input Voltage:	220-240V
Frequency:	50/60Hz
Output Current:	10-100A
Duty Cycle:	15%@40°
No-Load Voltage:	70V
Max.output Current:	100A
Diameter of Electrode:	1.0-3.2

AIR TOOLS

AIR COMPRESSOR
PNEUMATIC NAILER
AIR IMPACT WRENCH
AIR SPRAY GUN
AIR TIRE INFLATING GUN

WORKPRO®

AIR COMPRESSOR

9L AIR COMPRESSOR

800W



ACCESSORIES

- 1 x Oil free system
- 1 x Copper wire motor

Item No.:	WP425000
Rated voltage:	230V~50Hz
Input power:	800W
Tank:	9L
Air flow:	50L/min
No-load speed:	2800rpm
Operation pressure:	max.0.8MPa

24L AIR COMPRESSOR

800W



ACCESSORIES

- 1 x Oil free system
- 1 x Copper wire motor

Item No.:	WP425001
Rated Voltage:	230V~50Hz
Input Power:	800W
Tank:	24L
Air Flow:	50L/min
No-Load Speed:	2800rpm
Operation Pressure:	max.0.8MPa

40L AIR COMPRESSOR

1,350W



Item No.:	WP425002
Rated Voltage:	230V~50Hz
Input Power:	1350W
Tank:	40L
Air Flow:	90L/min
No-Load Speed:	2880rpm
Operation Pressure:	max.0.8MPa

40L 1350W*2 AIR COMPRESSOR

1,350Wx2



Item No.:	WP425003
Rated Voltage:	230V~50Hz
Input Power:	1350W*2
Tank:	40L
Air Flow:	180L/min
No-Load Speed:	2880rpm
Operation Pressure:	max.0.8MPa

1013J PNEUMATIC STAPLER



ACCESSORIES

- 1 x Connector-Europe/USA/Nitto/Italy Type
- 1000x Staples
- 2 x Allen Key
- 1 x Oil Pot

Item No.:	WP513000
Operation Pressure:	0.4~0.8Mpa(60~116psi)
Load Capacity:	100pcs
Staple Size:	GA20 (1.2*0.6mm)
Staple Length:	6~13mm
Staple Crown:	11.2mm

20GA
10J STAPLES



8016 PNEUMATIC STAPLER



ACCESSORIES

- 1 x Connector-Europe/USA/Nitto/Italy Type
- 1000x staples
- 2 x Allen Key
- 1 x Oil Pot

Item No.:	WP513004
Operation Pressure:	0.4~0.8Mpa(60~116psi)
Load Capacity:	100pcs
Staple Size:	GA21 (0.95*0.65mm)
Staple Length:	8~16mm
Staple Crown:	12.8mm

21GA
80 STAPLES



F30 PNEUMATIC NAILER



ACCESSORIES

- 1 x Connector-Europe/USA/Nitto/Italy Type
- 1000x nails
- 2 x Allen Key
- 1 x Oil Pot

Item No.:	WP513001
Operation Pressure:	0.4~0.8Mpa(60~116psi)
Load Capacity:	100pcs
Nail Size:	GA18 (1.26*1.05mm)
Nail Length:	10~30mm

18GA
F BRAD NAILS



F50 PNEUMATIC NAILER



ACCESSORIES

- 1 x Connector-Europe/USA/Nitto/Italy Type
- 1000x Nails
- 2 x Allen Key
- 1 x Oil Pot

Item No.:	WP513005
Operation Pressure:	0.4~0.8Mpa(60~116psi)
Load Capacity:	100pcs
Nail Size:	GA18 (1.26*1.05mm)
Nail Length:	20-50mm

18GA
F BRAD NAILS



ST64 PNEUMATIC CONCRETE NAILER



ACCESSORIES

- 1 x Connector-Europe/USA/Nitto/Italy Type
- 1000x Nails
- 2 x Allen Key
- 1 x Oil Pot

Item No.:	WP513002
Operation Pressure:	0.45~0.8Mpa(65~116psi)
Load Capacity:	80pcs
Nail Diameter:	2.2mm
Nail Length:	18~64mm

14GA
ST NAILS



PNEUMATIC 2 IN 1 COMBO NAILER



ACCESSORIES

- 1 x Connector-Europe/USA/Nitto/Italy Type
- 100 x Nails
- 100 x Staples
- 2 x Allen Key
- 1 x Oil Pot

Item No.:	WP513003
Operation Pressure:	0.4~0.8Mpa(60~116psi)
Load Capacity:	100pcs
Nail Size:	GA18 (1.26*1.05mm), 20-50mm
Staple Size:	GA18 (1.26*1.05mm), 16~40mm
Staple Crown:	5.7mm



1416 PNEUMATIC STAPLER



ACCESSORIES

- 1 x Connector - Europe/USA/Nitto/Italy type
- 100 x staples
- 2 x allen key
- 1 x oil pot

Item No.:	WP513006
Operation Pressure:	0.4~0.8Mpa(60~116psi)
Load Capacity:	150pcs
Staple Size:	GA22 (0.75*0.58mm)
Staple Length:	8~16mm
Staple Crown:	10.1mm



P625 PNEUMATIC PIN NAILER



ACCESSORIES

- 1 x connector - Europe/USA/Nitto/Italy type
- 100 x staples
- 2 x allen key
- 1 x oil pot

Item No.:	WP513007
Operation Pressure:	0.4~0.8Mpa(60~116psi)
Load Capacity:	100pcs
Nail Size:	GA23 (0.63mm)
Nail Length:	10~25mm



1/2" AIR IMPACT WRENCH



ACCESSORIES

- 1 x Auxiliary Handle
- 1 x Allen Key
- 1 x Universal Connector

Item No.:	WP510000
Square Drive:	1/2"
Free Speed:	7500rpm
Max Torque:	920N.m
Max Loosening Torque:	1080N.m
Air Inlet (NTP):	1/4"
Air Hose(ID):	3/8"
Net Working:	2.4kg

3/4" AIR IMPACT WRENCH



ACCESSORIES

- 1 x Auxiliary Handle
- 1 x Allen Key
- 1 x Universal Connector

Item No.:	WP510001
Square Drive:	19mm(3/4")
No-load speed:	4000rpm
Max Torque:	1600Nm(1180ft)
Air Consumption:	256l/min(9cfm)
Air Inlet (NTP):	3/8"
Air Hose(ID):	1/2"

1" AIR IMPACT WRENCH



ACCESSORIES

- 1 x Auxiliary Handle
- 1 x Allen Key
- 1 x Universal Connector

Item No.:	WP510002
Square Drive:	25mm(1")
No-Load Speed:	4000rpm
Max.torque:	1600Nm(1180ft)
Air Consumption:	256l/min(9cfm)
Air Inlet:	3/8"
Air Hose:	1/2"

1/2" PNEUMATIC IMPACT WRENCH



ACCESSORIES

1 x Connector - Europe/ USA/Nitto/Italy type

Item No.:	WP510003
Square Drive:	1/2"
No-Load Speed:	8000rpm
Max. Torque:	1560Nm(1150ft)
Bolt Capacity:	16mm(5/8")
Air Consumption:	184L/min(6.5cfm)
Air Inlet:	1/4"
Air Hose:	3/8"

3/4" PNEUMATIC IMPACT WRENCH



ACCESSORIES

1 x Universal Connector

Item No.:	WP510004
Square Drive:	3/4"
No-Load Speed:	5500rpm
Max. Torque:	2000Nm(1500ft)
Bolt Capacity:	24mm(1")
Air Consumption:	254.8L/min(9cfm)
Air Inlet:	3/8"
Air Hose:	1/2"

1" PNEUMATIC IMPACT WRENCH



ACCESSORIES

1 x Universal Connector

Item No.:	WP510005
Square Drive:	1"
No-Load Speed:	5500rpm
Max. Torque:	2150Nm(1590ft)
Bolt Capacity:	24mm(1")
Air Consumption:	254.8L/min(9cfm)
Air Inlet:	3/8"
Air Hose:	1/2"



AIR SPRAY GUN



ACCESSORIES

1 x Connectors - Europe/USA/Nitto/Italy type
1 x wrench
1 x brush

Item No.:	WP512006
Nozzle Size:	1.5 mm(1.2-2.5 option)
Paint Cup:	600ml
Air Consumption:	3-8 CFM
Fluid Delivery:	160-240ml/min
Weight:	0.46kg
Working Pressure:	50PSI

600CC AIR SPRAY GUN



ACCESSORIES

1 x Connectors-Europe/USA/Nitto/Italy type
1 x Wrench
1 x Brush

Item No.:	WP512001
Standard Nozzle:	1.5mm
Pattern Width:	160-240mm
Paint Capacity:	600cc
Operating Pressure:	43PSI
Air Consumption:	4-8CFM

1000CC AIR SPRAY GUN



ACCESSORIES

- 1 x Connectors - Europe/USA/Nitto/Italy type
- 1 x Wrench
- 1 x Brush

Item No.:	WP512002
Standard Nozzle:	1.5mm
Pattern Width:	130-210mm
Paint Capacity:	1000cc
Operating Pressure:	50PSI
Air Consumption:	3-8CFM

AIR SPRAY GUN



ACCESSORIES

- 1 x Connectors - Europe/USA/Nitto/Italy type
- 1 x Wrench
- 1 x Brush

Item No.:	WP512007
Nozzle Size:	1.4 mm(1.2-2.5 option)
Paint Cup:	1200ml
Air Consumption:	6-10 CFM
Fluid Delivery:	130-210ml/min
Weight:	0.91kg
Working Pressure:	43PSI

AIR WASHING GUN



ACCESSORIES

- 1 x Connectors - Europe/USA/Nitto/Italy type

Item No.:	WP512005
Operation Pressure:	4Bar
Washing Capacity:	900ml

AIR TIRE INFLATING GUN



ACCESSORIES

- 1 x Connectors - Europe/USA/Nitto/Italy type

Item No.:	WP512003
Max pressure:	12Bar(174PSI)

AIR TIRE INFLATING GUN (LCD)



ACCESSORIES

- 1 x Connectors - Europe/USA/Nitto/Italy type

Item No.:	WP512004
Max pressure:	14Bar(203PSI)

AIR TOOLS 5PCS SET



ACCESSORIES

- 1 x Nitto Type Connector
- 1 x Recoil Hose
- 1 x Air Tire Inflating Gun
- 1 x Air Blow Gun
- 1 x Air Spray Gun
- 1 x Air Washing Gun

Item No.:	WP512000
Recoil Hose:	4m * 8mm
Nozzle Length:	16mm
Operating Pressure:	3-4bar
Paint Capacity:	600cc
Pattern Width:	180-250mm
Operation Pressure:	4bar
Washing Capacity:	750cc
Max Pressure:	12Bar

150MM AIR SANDER



ACCESSORIES

- 1 x Connectors - Europe/USA/Nitto/Italy type
- 1 x Wrench
- 1 x Brush

Item No.:	WP511000
Sanding pad:	6"(150mm)
Air Inlet(PT):	1/4"
No-load Speed RPM:	10000rpm
Air Hose(ID):	3/8"
Air Consumption:	2.8CFM (79.2l/min)
Air Pressure:	90PSI, 6.2bar



LIGHTING TOOLS

FLASHLIGHT
PENLIGHT
WORK LIGHT
HEAD LAMP
LANTERN
LIGHT BULB
BATTERY

1200LM RECHARGEABLE ALUMINIUM FLASHLIGHT

- BATTERY: 18650, 2000mAH Rechargeable
- Tactical Flashlight: Tail switch allows for momentary-on and the other for changing brightness, perfect for use in emergency situations



ZOOMABLE



Adjustable focus

USB-TYPE C



Item No.	Modes	ECO	LOW	Medium	HIGH	TURBO	STROBE
WP351006	☀️ Output	90LM	270LM	500LM	700LM	1200LM	/
	📏 Distance	38m	60m	75m	95m	135m	/
	🕒 Run time	8.5h	3h	2h	1h	1h	/

1100LM RECHARGEABLE ALUMINIUM FLASHLIGHT

- BATTERY: 18650, 2000mAH Rechargeable
- Rotary head and magnet bottom are the perfect combination for camping, garage work, and car repair work



90° PIVOTING



90° Swivel Light Head

USB-TYPE C



Item No.	Modes	ECO	LOW	Medium	HIGH	TURBO	STROBE
WP351007	☀️ Output	80LM	350LM	500LM	600LM	1100LM	/
	📏 Distance	35m	75m	80m	103m	130m	/
	🕒 Run time	16h	3.5h	2.5h	1.5h	1h	/



1500LM RECHARGEABLE ALUMINIUM FLASHLIGHT

- BATTERY: 18650, 2000mAh Rechargeable
- You can easily take the led flashlight for camping, hiking, fishing, running, walking dogs, power outages, emergencies, targeted searches, or general household use



Battery Indicator

Adjust The Gear With One Key



USB-TYPE C



Item No.	Modes	ECO	LOW	Medium	HIGH	TURBO	STROBE
WP351008	☀️ Output	90LM	400LM	700LM	1100LM	1500LM	/
	📏 Distance	40m	100m	140m	170m	200m	/
	🕒 Run time	16h	3h	1.5h	1h20min	1h10min	/

750LM RECHARGEABLE ALUMINIUM FLASHLIGHT

- Digital focus controls aperture size
- BATTERY: 18650, 2000mAh Rechargeable
- Just twist the flashlight head to adjust the focus for distant observation and wide-range illumination. It's ideal for camping, hiking, outdoor, repairs, and other emergencies



DIGITAL FOCUSING

Convergent Flood Dual Light Source



Digital Focusing

USB-TYPE C



Item No.	Modes	LOW 1	LOW2	HIGH	STROBE
WP351010	☀️ Output	350LM	400LM	750LM	/
	📏 Distance	100m	100m	100m	/
	🕒 Run time	4h	4h	2h	/

PLASTIC FLASHLIGHT

- Powerful high intensity bulb
- High-intensity 9/9/12 LED bulbs
- Easy carrying hand strap
- Ideal camping light, emergency light or work light for household projects
- Batteries not included



Item No.	Battery	LED Bulbs	☀️ Output	📏 Distance	🕒 Run time
WP351003	2AA	9	40LM	25m	3h
WP351004	3AAA	9	50LM	35m	15h
WP351005	2D	12	40LM	25m	3h

PLASTIC FLASHLIGHT

- Powerful high intensity bulb
- High-intensity 3/6 LED bulbs
- Easy carrying hand strap
- Ideal camping light, emergency light or work light for household projects



Item No.	Battery	LED Bulbs	☀️ Output	📏 Distance	🕒 Run time
WP351013	2AA	3	15LM	15m	3h
WP351014	2D	6	25LM	30m	15h

3AAA 6LED ALUMINUM FLASHLIGHT

- 4 different colors: red, blue, black, silver
- Lightweight aluminum structure and color anodized casing
- 6 high-intensity LED bulbs
- Perfect for outdoors camping, hiking, hunting, backpacking, fishing, night reading or for emergency situations
- 3AAA batteries not included
- 16PCS in PDQ



Item No.	Modes	Numerical
WP351002	Output	30LM
	Distance	20m
	Run time	2h

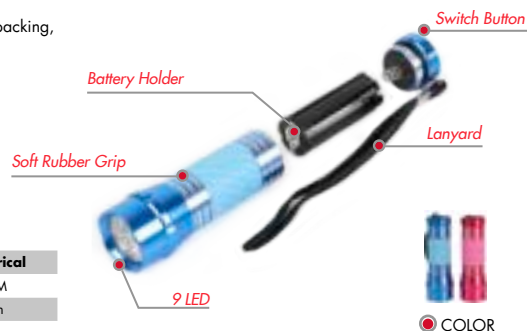


3AAA GLOW-IN-THE-DARK FLASHLIGHT

- 2 different colors: red, blue
- Easy to find glow-in-the-dark design
- Heavy duty aluminum
- Perfect for outdoors camping, hiking, hunting, backpacking, fishing, night reading or for emergency situations
- 3AAA batteries not included
- 16PCS in PDQ



Item No.	Modes	Numerical
WP351001	Output	30LM
	Distance	20m
	Run time	2h

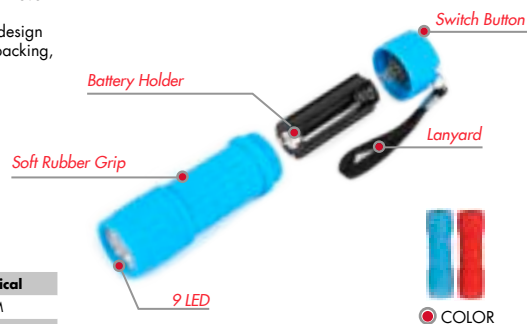


3AAA 9LED FLASHLIGHT

- Super bright 9 LED bulbs for an intense beam of light never needs to be replaced
- High impact ABS casing, light weight and compact design
- Perfect for outdoors camping, hiking, hunting, backpacking, fishing, night reading or for emergency situations
- 2 different colors: red+blue
- 3AAA Batteries not included
- 16PCS in PDQ



Item No.	Modes	Numerical
WP351000	Output	20LM
	Distance	20m
	Run time	2h



2AAA LED PENLIGHT

- Aluminum material cover with 2 colors assorted (red, blue)
- High intensity LED solid state bulb never need to replace
- Perfect for nurses, medical students, and home use
- 2AAA Batteries not included
- 36 PCS in PDQ



Item No.	Modes	Numerical
WP351011	Output	30LM
	Distance	20m
	Run time	2h



3AAA COB PENLIGHT

- COB LED bulb, never needs replacing
- Convenient push-button on/off switch
- Swivel pocket clip with magnet
- 3AAA Batteries not included
- Magnetic pen holder makes it a very suitable tool for household use
- 25 PCS in PDQ



Item No.	Modes	Numerical
WP351012	Output	150LM
	Distance	6m
	Run time	2h



2500LM RECHARGEABLE WORKLIGHT

- LED of super brightness
- BATTERY: 3*18650, 6000mAH Rechargeable
- 3 Light Modes: LOW, Medium, HIGH
- Multi-use work light for camping, hiking, emergency car repairing, construction site, outdoor exploration, garage, etc



● USB-TYPE C

Item No.	Modes	LOW	MEDIUM	HIGH
WP352005	☀️ Output	1000LM	1400LM	2500LM
	📏 Distance	20m	30m	40m
	🕒 Run time	4.5h	3h	2.5h

1200LM RECHARGEABLE WORKLIGHT

- COB LED of super brightness
- Pivoting head, foldable stand for easy storage
- BATTERY: 2*18650, 4000mAH Rechargeable
- This COB Flood Lights are especially suitable for Camping, Hiking, Fishing, Barbecue, Car or Truck Repairing, Workshop, Garage, Shop and Courtyard Lighting, Exploring and more Indoor or Outdoor work or other activities



● USB-TYPE C

Item No.	Modes	LOW	HIGH	STROBE
WP352004	☀️ Output	600LM	1200LM	/
	📏 Distance	20m	40m	/
	🕒 Run time	4h	2h	/

400LM RECHARGEABLE WORKLIGHT

- Headlights LED, side lights COB
- BATTERY: 18650, 2000mAH Rechargeable
- It can be used for BBQ, camping, reading, car repair and any other things you would want to do at night




● USB-TYPE C

Item No.	Modes	LOW 1	LOW2	RED
WP352002	☀️ Output	170LM	400LM	/
	📏 Distance	30m	130m	/
	🕒 Run time	4h	3h	/

350LM RECHARGEABLE WORKLIGHT

- Headlights LED, side lights COB
- BATTERY: 8650, 2000mAH Rechargeable
- 2 Light Modes: Headlight low 1, side light low 1 (Button adjusting light)
- It can be used for BBQ, camping, reading, car repair and any other things you would want to do at night



● USB-Micro-B

Item No.	Modes	LOW 1	LOW2
WP352001	☀️ Output	100LM	350LM
	📏 Distance	25m	75m
	🕒 Run time	4.5h	3h

400LM RECHARGEABLE WORKLIGHT

- BATTERY: 18650, 2000mAH Rechargeable
- Waterproof level: IP20 Fall prevention: 1m
- Works great either as a LED work light & inspection light at job sites or as an outdoor lantern for hiking, camping, cycling, car repair, emergency, and survival



● USB-Micro-B

Item No.	Modes	LOW 1	LOW2
WP352003	☀️ Output	60LM	400LM
	📏 Distance	10m	40m
	🕒 Run time	8h	3h

3AA COB WORKLIGHT

- COB LED of super brightness
- LED never need replacing, last for long life
- 360° swivel hook for any direction
- Ergonomically designed grip
- 3AA Batteries not included



● USB-TYPE C

Item No.	Modes	Numerical
WP352000	☀️ Output	160LM
	📏 Distance	10m
	🕒 Run time	3h

500LM RECHARGEABLE SENSING HEAD LAMP

- Convenient push on/off button, Wave sensor switch
- BATTERY: 1200mAH, Rechargeable
- Waterproof level: IP44



USB-TYPE C



Wave Sensor Switch



Adjustable Head Band



45° Pivoting Head

Item No.	Modes	LOW	HIGH	STROBE
WP353002	Output	80LM	500LM	/
	Distance	55m	145m	/
	Run time	11h	3h	/

300LM RECHARGEABLE HEAD LAMP

- Convenient push on/off button
- 3AAA Batteries not included
- Waterproof level: IPX4
- For go hiking, running, camping, hunting, and so much more
- 3AAA Batteries not included



Adjustable Head Band



2 COLORS



45° Pivoting Head



USB-TYPE C


Item No.	Modes	LOW	HIGH	RED	RED STROBE	GREEN
WP353000 / WP353001	Output	80LM	300LM	/	/	/
	Distance	55m	100m	/	/	/
	Run time	11h	3h	/	/	/

RECHARGEABLE LANTERN

- LED of super brightness to illuminate tent or room
- Convenient push on/off button
- BATTERY: 18650, 2000mAH Rechargeable
- It is perfect for power outage, earthquake, camping and indoor usages



Hook



Charging Bank Interface



USB-Micro-B

Item No.	Modes	LOW	MEDIUM	HIGH	RED	RED STROBE
WP354001	Output	80LM	100LM	200LM	/	/
	Distance	15m	15m	15m	/	/
	Run time	5h	4h	2.5h	/	/

3AAA COB LANTERN

- Simply expand or collapse the lantern to turn it on/off
- Folding and telescopic for easy carrying and storage
- 3AA Batteries not included
- Keep the darkness away during storms, power outages, or camping trips



Telescopic Folding



Magnetic Suction Base + hook



Item No.	Modes	Numerical
WP354000	Output	200LM
	Distance	15m
	Run time	6h

LED LIGHT BULB

- Standard E27 Base - Easily screw into any light fixture with medium screw base. Widely used in table lamps, floor lamps and open pendant fixtures for bedroom, living room, dining room or anywhere for home or commercial use.
- Energizing Daylight - With a color temperature of 3000/4000/6500 kelvin, these LED bulbs provide a calm and comfortable warm/cool/day light for any room.



Item No.	Modes	Item No.	Modes
WP356050	T80 20W E27 170-264V 3000K(warm white)	WP356056	T120 40W E27 170-264V 4000K(cool light)
WP356051	T100 30W E27 170-264V 3000K(warm white)	WP356057	T140 50W E27 170-264V 4000K(cool light)
WP356052	T120 40W E27 170-264V 3000K(warm white)	WP356058	T80 20W E27 170-264V 6500K(day light)
WP356053	T140 50W E27 170-264V 3000K(warm white)	WP356059	T100 30W E27 170-264V 6500K(day light)
WP356054	T80 20W E27 170-264V 4000K(cool light)	WP356060	T120 40W E27 170-264V 6500K(day light)
WP356055	T100 30W E27 170-264V 4000K(cool light)	WP356061	T140 50W E27 170-264V 6500K(day light)

LED LIGHT BULB

- Standard E27 Base - Easily screw into any light fixture with medium screw base. Widely used in table lamps, floor lamps and open pendant fixtures for bedroom, living room, dining room or anywhere for home or commercial use.
- Energizing Daylight - With a color temperature of 3000/4000/6500 kelvin, these LED bulbs provide a calm and comfortable warm/cool/day light for any room.



Item No.	Modes
WP356000	A60 6W E27 170-264V 3000K(warm white)
WP356001	A60 7W E27 170-264V 3000K(warm white)
WP356002	A60 9W E27 170-264V 3000K(warm white)
WP356003	A65 12W E27 170-264V 3000K(warm white)
WP356004	A70 15W E27 170-264V 3000K(warm white)
WP356005	A80 18W E27 170-264V 3000K(warm white)
WP356006	A60 6W E27 170-264V 4000K(cool light)
WP356007	A60 7W E27 170-264V 4000K(cool light)
WP356008	A60 9W E27 170-264V 4000K(cool light)
WP356009	A65 12W E27 170-264V 4000K(cool light)
WP356010	A70 15W E27 170-264V 4000K(cool light)
WP356011	A80 18W E27 170-264V 4000K(cool light)
WP356012	A60 6W E27 170-264V 6500K(day light)
WP356013	A60 7W E27 170-264V 6500K(day light)
WP356014	A60 9W E27 170-264V 6500K(day light)
WP356015	A60 12W E27 170-264V 6500K(day light)
WP356016	A70 15W E27 170-264V 6500K(day light)
WP356017	A80 18W E27 170-264V 6500K(day light)

LED LIGHT BULB

- Standard E27 Base - Easily screw into any light fixture with medium screw base. Widely used in table lamps, floor lamps and open pendant fixtures for bedroom, living room, dining room or anywhere for home or commercial use.
- Energizing Daylight - With a color temperature of 3000/4000/6500 kelvin, these LED bulbs provide a calm and comfortable warm/cool/day light for any room.



Item No.	Modes
WP356018	A55 5W E27 170-264V 3000K(warm white)
WP356019	A60 7W E27 170-264V 3000K(warm white)
WP356020	A60 9W E27 170-264V 3000K(warm white)
WP356021	A65 12W E27 170-264V 3000K(warm white)
WP356022	A70 15W E27 170-264V 3000K(warm white)
WP356023	A80 18W E27 170-264V 3000K(warm white)
WP356024	A55 5W E27 170-264V 4000K(cool light)
WP356025	A60 7W E27 170-264V 4000K(cool light)
WP356026	A60 9W E27 170-264V 4000K(cool light)
WP356027	A65 12W E27 170-264V 4000K(cool light)
WP356028	A70 15W E27 170-264V 4000K(cool light)
WP356029	A80 18W E27 170-264V 4000K(cool light)
WP356030	A55 5W E27 170-264V 6500K(day light)
WP356031	A60 7W E27 170-264V 6500K(day light)
WP356032	A60 9W E27 170-264V 6500K(day light)
WP356033	A60 12W E27 170-264V 6500K(day light)
WP356034	A70 15W E27 170-264V 6500K(day light)
WP356035	A80 18W E27 170-264V 6500K(day light)

ALKALINE AAA BATTERY

- Ultra-high energy for digital devices like camera
- 6 times better than average Zinc Heavy duty batteries
- Remains fresh for use for up to 7 years
- Easy-to-understand language-free user instructions
- Contains 0% Cadmium, Mercury, Lead



Item No.	Modes
WP359000	12PCS
WP359001	60PCS

ALKALINE AA BATTERY

- Ultra-high energy for digital devices like camera
- 6 times better than average Zinc Heavy duty batteries
- Remains fresh for use for up to 7 years
- Easy-to-understand language-free user instructions
- Contains 0% Cadmium, Mercury, Lead



Item No.	Modes
WP359002	40PCS

ALKALINE D BATTERY

- Long shelf life so you can store for emergencies or use immediately
- Works with a variety of devices including digital cameras, game controllers, toys, and clocks;
- Do not attempt to recharge



Item No.	Modes
WP359003	18PCS

OTHER TOOLS

New design will be released SOON .





POINT REDEMPTION

REMARK: 1 USD (ORDER VALUE) = 1 POINT

PLASTIC BAG



Model #	Points
WP439016	10

BALL PEN



Model #	Points
WP439015	15

SINGLE-SIDED RU STICKER



Model #	Points
WP433047	21

SINGLE-SIDED EN STICKER



Model #	Points
WP433049	21

FLOOR STICKER



Model #	Points
WP433050	25

DOUBLE-SIDED RUS STICKER



Model #	Points
WP433046	38

DOUBLE-SIDED EN STICKER



Model #	Points
WP433048	38

NON-WOVEN RECYCLE BAG



Model #	Points
WP439019	95

PLUG ADAPTOR



Model #	Points
WP477000	120

PLUG ADAPTOR



Model #	Points
WP477001	150

PLUG ADAPTOR



Model #	Points
WP477002	120

MULTIFUNCTIONAL BALL PEN



Model #	Description
WP439002	180 POINTS/PC

2.5" KEY KNIFE



Model #	Points
WP381005(RED)/ WP381007(GOLDEN)	200

6-IN-1 SPINNER TOOL



Model #	Points
WP221065	230

12" CANVAS ZIPPER BAG



Model #	Points
WP289021	250

3-IN-1 MULTIPURPOSE KEY CHAIN



Model #	Points
WP389004	250

CAP



Model #	Points
WP439004	350

NOTEBOOK



Model #	Points
WP439025	355

12OZ CAR CUP



Model #	Points
WP439001	500

DOUBLE LAYER PINT CUP 16OZ/473ML



Model #	Points
WP389011	675

DOUBLE LAYER PINT CUP, CYAN 16OZ/473ML



Model #	Points
WP389028	675

BOTTLE, CYAN 18OZ/532ML



Model #	Points
WP389032	745

TUMBLER, CYAN 30OZ/887ML



Model #	Points
WP389029	810

17OZ STAINLESS STEEL INSULATED COFFEE MUG, RED



Model #	Points
WP389040	975

GOLF UMBRELLA



Model #	Points
WP439009	1000

MUG 14OZ/413ML



Model #	Points
WP389014	1010

MUG, CYAN 14OZ/413ML



Model #	Points
WP389030	1010

4PK PINT CUP, CYAN 16OZ/473ML



Model #	Points
WP389009	1060

4PK PINT CUP, CYAN 16OZ/473ML



Model #	Points
WP389026	1060

FLEXIBLE RATCHETING COMBINATION WRENCH 17MM



Model #	Points
WP273346	1155

BOTTLE, CYAN 48OZ/1419ML



Model #	Points
WP389033	1235

T-SHIRT



Model #	Points
WP439005	1250

2PC TUMBLER SET 20OZ/591ML+10OZ/295ML



Model #	Points
WP389018	1395

CATALOGUE



Model #	Points
WP439006	1500



TABLECLOTH (2x1.6M)



Model #	Points
WP439018	1500

POLO SHIRT



Model #	Points
WP439013	2400

FOLDING TABLE



Model #	Points
WP385000	2985

AD FLAG



Model #	Points
WP439011	1800

BACKPACK



Model #	Points
WP281028	2850

FOLDING HAND TRUCK



Model #	Points
WP285023	3900

BEACH UMBRELLA



Model #	Points
WP439007	4200

SCREWDRIVER DISPLAY RACK



Model #	Points
WP439020	5400

HEAVY DUTY GAZEBO (3x3M)



Model #	Points
WP439017	8700

SOCKET DISPLAY RACK



*No tools included

Model #	Points
WP289014	4200

3-IN-1 JACKET



Model #	Points
WP439012	6000

DISPLAY RACK (1000x2200x450MM)



Model #	Points
WP289008	12000

LIGHT-WEIGHT 1000MM DISPLAY RACK



Model #	Points
WP289010	12000

DISPLAY RACK (1480x1000x1200MM)



Model #	Points
WP439008	17500

SINGLE-SIDED MOVABLE DISPLAY RACK



Model #	Points
WP289017	12000

DOUBLE-SIDED MOVABLE DISPLAY RACK



Model #	Points
WP289018	18000



TO BE CONTINUED

MORE GIFTS FOR REDEEMING POINTS WILL BE ADDED



POWER TOOLS

CORDLESS POWER TOOLS

Fixing & Drilling Tools
Cutting Tools
Grinding Tools
Planing Tools
Heat Gun

1 YEAR LIMITED WARRANTY

For ONE YEAR from the date of sale, WORKPRO warrants this product is warranted against defects in material or workmanship.

Warranty does not cover products that are improperly used, abused, altered, excessive wear, accidental damage, unauthorized use or repair. Excludes all incidental or consequential damages.

*This warranty does not apply to accessory items such as circular saw blades, drill bits or router bits, O-rings, driver blades, jigsaw blades, sanding belts, grinding wheels and other related items.

CORDED POWER TOOLS

Fixing & Drilling Tools
Cutting Tools
Grinding Tools
Planing Tools
Heat Gun
Electric Soldering Iron

6 MONTH LIMITED WARRANTY

For SIX MONTHS from the date of sale, WORKPRO warrants this product is warranted against defects in material or workmanship.

Warranty does not cover products that are improperly used, abused, altered, excessive wear, accidental damage, unauthorized use or repair. Excludes all incidental or consequential damages.

LAWN & GARDEN TOOLS

Lawn Mowers
Pruners
Leaf Blower / Vacuum
Lawn & Garden Sprayers

1 YEAR LIMITED WARRANTY

For ONE YEAR from the date of sale, WORKPRO warrants this product is warranted against defects in material or workmanship.

Warranty does not cover products that are improperly used, abused, altered, excessive wear, accidental damage, unauthorized use or repair, and does not cover all incidental or consequential damages.

*The warranty period for routine maintenance parts, including, but not limited to blades, trimmer heads, chain bars, saw chains, belts, scraper bars, rubber paddles, augers, skid shoes, blower nozzles, and all other WORKPRO accessories is 30 days.

ILLUMINATION TOOLS

Flashlights
Headlights
Work Lights
Lanterns
Extension Board

1 YEAR LIMITED WARRANTY

For ONE YEAR from the date of sale, WORKPRO warrants this product is warranted against defects in material or workmanship.

Warranty does not cover products that are improperly used, abused, altered, or repaired. Excludes all incidental or consequential damages.

*This warranty does not apply to accessories such as bulbs, fuses, and batteries.

MACHINERY & EQUIPMENT

WELDING MACHINES

Welding Machines
Welding Guns
Consumables

1 YEAR LIMITED WARRANTY

For ONE YEAR from the date of sale, WORKPRO warrants this product is warranted against defects in material or workmanship.

Warranty does not cover products that are improperly used, abused, altered, excessive wear, accidental damage, unauthorized use or repair. Excludes all incidental or consequential damages.

WATER PUMPS

Water Pumps
Automatic Pump Controllers
Fountain Pumps
Spray Pumps
Submersible Pumps
Oil Pumps

1 YEAR LIMITED WARRANTY

For ONE YEAR from the date of sale, WORKPRO warrants this product is warranted against defects in material or workmanship.

Warranty does not cover products that are improperly used, abused, altered, excessive wear, accidental damage, unauthorized use or repair. Excludes all incidental or consequential damages.

GENERATORS

Gasoline Generators
Diesel Generators
Silent Diesel Generators
Gas Powered Water Pumps
Diesel Powered Water Pumps

1 YEAR LIMITED WARRANTY

For ONE YEAR from the date of sale, WORKPRO warrants this product is warranted against defects in material or workmanship.

Warranty does not cover products that are improperly used, abused, altered, excessive wear, accidental damage, unauthorized use or repair. Excludes all incidental or consequential damages.

CLEANING MACHINES

Wet / Dry Vacuum Cleaners
Floor Scrubbers
Hand Push Sweepers
Ride on Sweepers
Carpet Cleaners

1 YEAR LIMITED WARRANTY

For ONE YEAR from the date of sale, WORKPRO warrants this product is warranted against defects in material or workmanship.

Warranty does not cover products that are improperly used, abused, altered, excessive wear, accidental damage, unauthorized use or repair. Excludes all incidental or consequential damages.

LIGHT CONSTRUCTION EQUIPMENTS

Cement Mixers
Concrete Vibrators
Road Rollers
Construction Lifts
Pile Drivers
Cultivators

1 YEAR LIMITED WARRANTY

For ONE YEAR from the date of sale, WORKPRO warrants this product is warranted against defects in material or workmanship.

Warranty does not cover products that are improperly used, abused, altered, excessive wear, accidental damage, unauthorized use or repair. Excludes all incidental or consequential damages.

THIS WARRANTY WILL NOT APPLY IF

- The product has not been used or maintained in accordance with the instructions.
- Defects resulting from normal wear and tear.
- Partially or completely dismantled tools.
- Improper installation, failure to follow recommended installation and operational instructions, neglect, willful damage, misuse or vandalism, accidental damage, alteration or tampering.
- Damage incurred in shipping or handling.
- Damage caused by disasters such as fire, flood, wind, earthquake or lightning.
- The tool has been operated on a supply voltage other than specified on the tool.
- The product fault, failure or damage is caused as a result of any repairs to the product which are made or attempted by a service provider other than WORKPRO, or authorized distributors/ dealers.
- The product has been subjected to incorrect electrical supply or inconsistent electrical supply, or used with inappropriate accessories.
- The product's serial number has been altered or removed from the product; or products which are not identified with the Seller's product label and lot number or serial number.
- Wear and tear parts and accessories, including but not limited to maintenance kits, carbon brushes, bearings, spindles, drill bits, auxiliary handles, suitcases, sand plates, dust bags, dust exhaust pipes, felt washers, pins and springs, piston/driver assemblies, piston stops, driver blades, rubber O-rings, seals, isolators, air filters, and driver belts, slings, gears, saw chains, nozzles, wheels, cutting lines, drill chucks, saw blades, milling cutters, abrasive belts, grinding wheels and other related items and other accessories; Electronic components: fuses, rechargeable batteries and chargers, power cords, plugs, switches, and electronic circuit boards; Accessories included with the machine.

WHAT TO DO IF THE WARRANTY IS VALID

Step 1 Visit **www.workprotocol.com** to see product warranty information.

Step 2

If the product is within the **warranty period**^{*}, you can return it to the store where you bought it. You can also mail the product to the store, but you should bear the cost and risk of transport to and from the dealer. **Proof of purchase** required.

*The Warranty period starts from the date you purchase the Product and ceases upon the expiration of the period. Your original purchase invoice (sales receipt or order confirmation e-mail), showing the date of purchase and product description, is your proof of the date of purchase. The warranty period of the product will not be extended or updated through our warranty service.

Step3

Pack the unit in a well-padded sturdy carton if you do not have the original packaging.

Step4

The retailer will evaluate the product and provide **free repair services** to address a defect in the materials or workmanship of a product.

In the case of failure to repair, the product will be replaced for free.

More questions? Email service@workprotocol.com



TaeguTools

★ ★ Ferramentas Premium ★ ★

SIGA NAS REDES SOCIAIS:

  **@taegutools**

SOLICITE COTAÇÃO:

vendas@taegutools.com.br

(19) 3433-1118